



E-Rate Open Data Course 1: Open Data Overview August 27, 2024

Universal Service
Administrative Co.

Disclaimer

- To accommodate all attendees, real-time closed captions will be present during this presentation.
- We apologize in advance for any transcription errors or distractions. Thank you for your support.

Housekeeping: General

- Audio is available through your computer's speakers.
- The audience will remain on mute.
- Use the **Questions** box to ask questions at any time.
- You can download the slide deck from the **Handouts** section of the webinar panel.



The screenshot displays the GoToWebinar interface. At the top, there is a menu bar with 'File', 'View', and 'Help'. Below this is the 'Audio' section, which includes a 'Sound Check' indicator and three radio buttons: 'Computer audio' (selected), 'Phone call', and 'MUTED'. The microphone is set to 'Microphone (HD Webcam C510)' and the speakers to 'Speakers (High Definition Aud...'. Below the audio settings is the 'Handouts: 2' section, which lists two files: '2017-05-05_11-59-21.png' and 'GTM IOS.jpeg'. The 'Questions' section is currently empty and contains a text input field with the placeholder '[Enter a question for staff]'. A red text overlay 'Ask questions here!' is positioned above a 'Send' button. At the bottom, the text 'Multi sessions different registrants' and 'Webinar ID: 960-960-603' is displayed, along with the GoToWebinar logo.

Download PDF of Slides here!

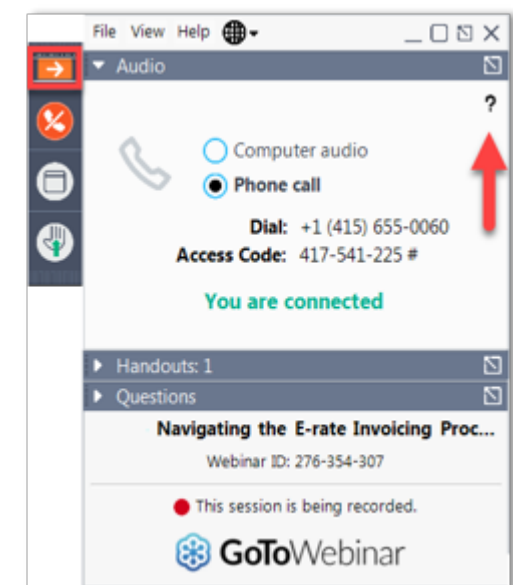
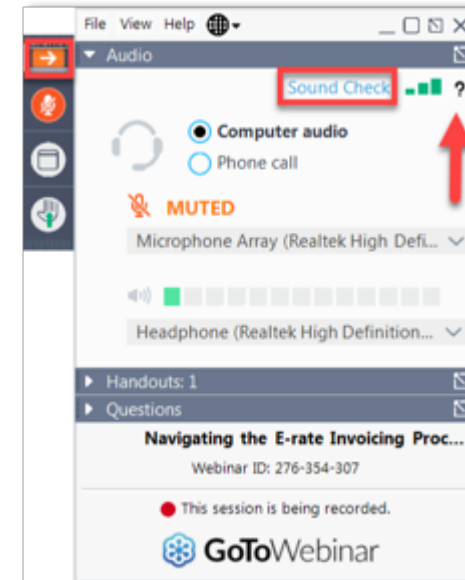
Ask questions here!

Multi sessions different registrants
Webinar ID: 960-960-603

GoToWebinar

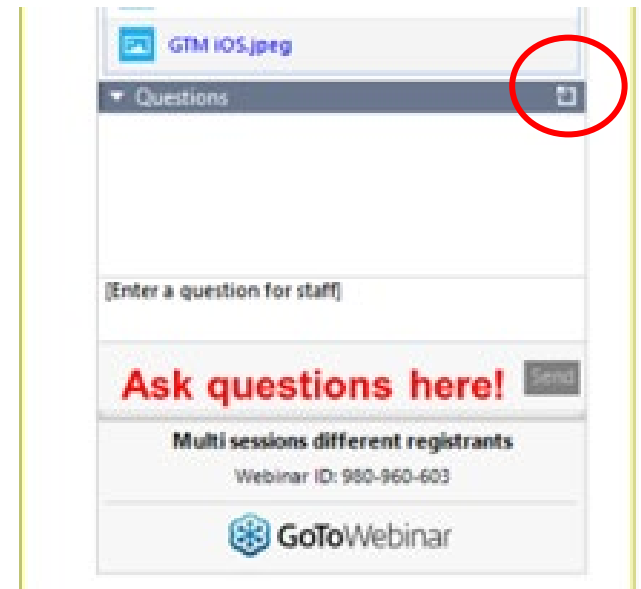
Housekeeping: Troubleshooting

- Click the **Sound Check** link, then the question mark icon to test your audio.
- If you lose audio or the slides freeze, restart the webinar.
- Check that your computer meets GoToWebinar's system requirements by exiting the webinar and clicking the **Check System Requirements** link in your event confirmation email.
- If issues persist, call (833) 851-8340 to troubleshoot with GoToWebinar.



Housekeeping: Q&A

- There will be a live Q&A session focused on today's topics.
- Tips for submitting questions:
 - Use the **Questions** box in your webinar control panel anytime during the presentation.
 - Write in full sentences.
 - Ask one question at a time.
 - Ask questions related to today's webinar content.
- To view answers:
 - Click the box with the arrow icon in the top right corner of the **Questions** box to expand it and reveal all written answers.



E-Rate Customer Service Center (CSC)



Call us at (888) 203-8100


Monday – Friday 8 a.m. to 8 p.m. ET



Create a customer service case


1. Log in to the [E-Rate Productivity Center \(EPC\)](#)
2. Select the **Contact Us** link from the upper right menu on the landing page.

Meet Our Team



Lorenzo Sanchez

Lead Data Analyst | E-Rate



Derrick Harrison

Program Analyst | E-Rate



Tom Nesbit

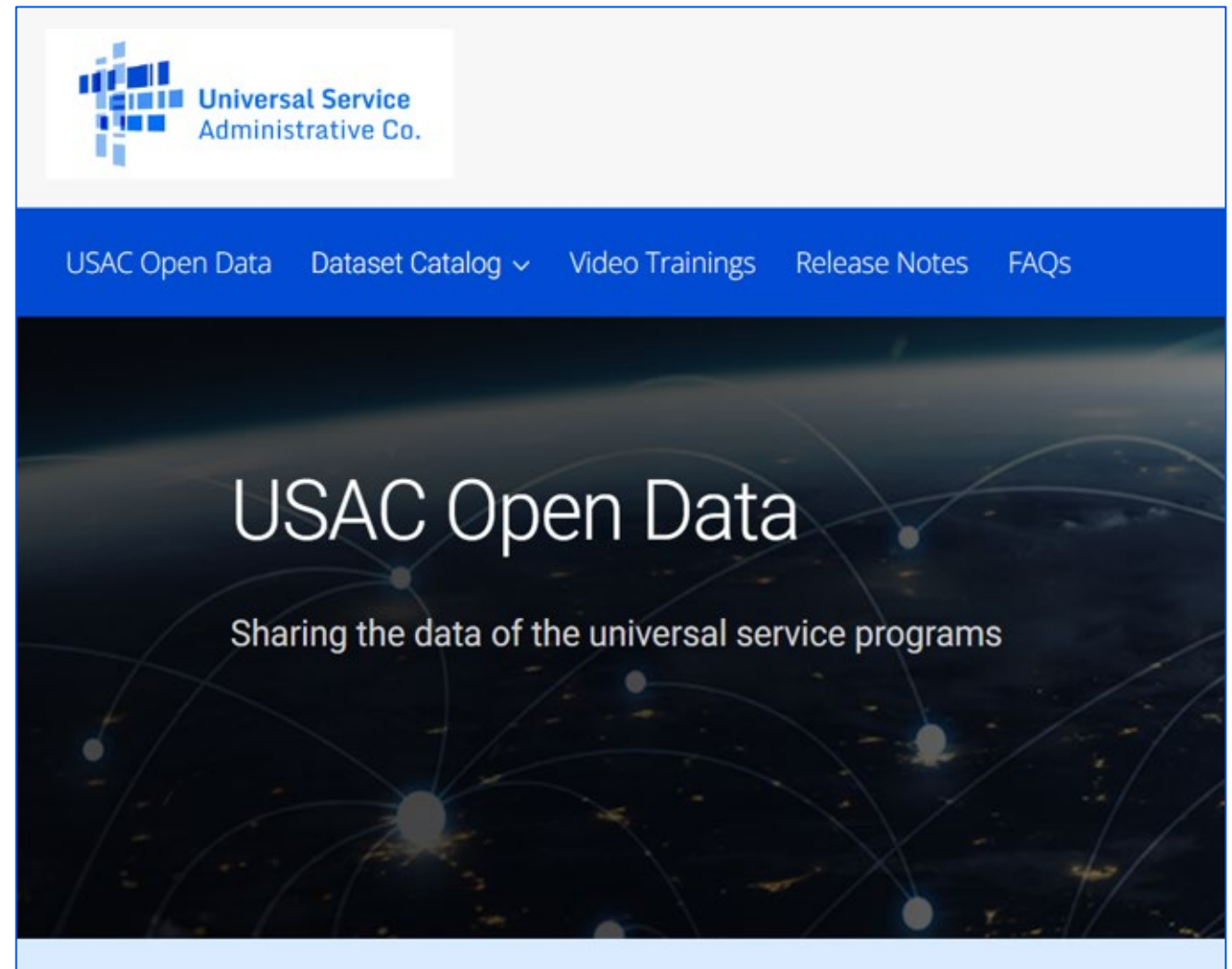
Director | E-Rate

Agenda

- Open Data Introduction
- Learn to Navigate the Open Data Platform
- Explain the Various Open Data Sets and Tools Available
- Search for Data Sets and Tools
- Walk Through a Tool Use Case
- Review Additional Open Data Resources

What is Open Data?

- USAC's Open Data is a web portal where you can access:
 - Raw data submitted by Universal Service Program participants
 - Self-service tools connected to USAC data
- As part of USAC's Open Data initiative, we make this data open and accessible to the public.
 - Anyone is free to use, re-use, and redistribute the data in our datasets.



What Is It For?

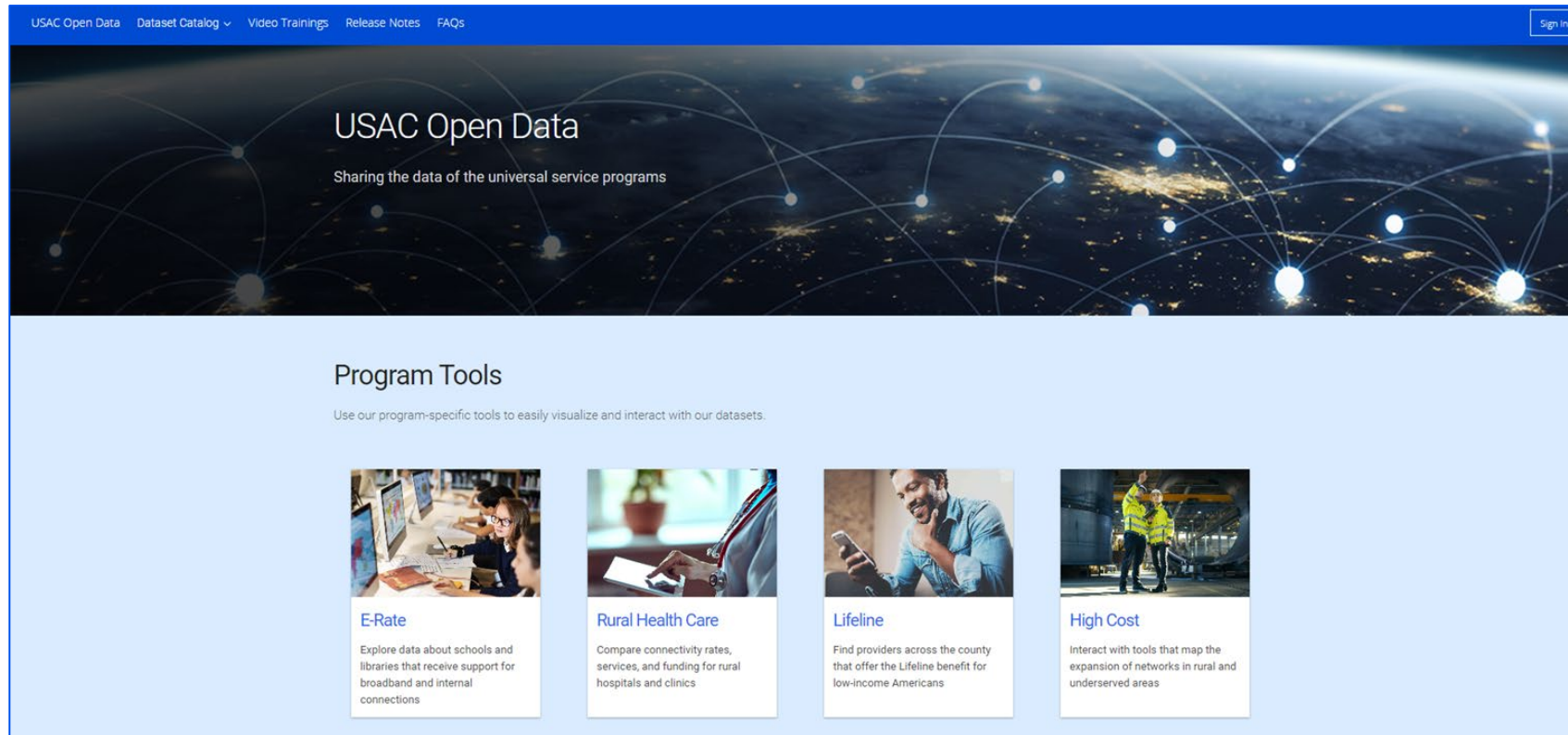
- Make Universal Service Fund program data available to the public in an equitable and reliable way.
- Provide transparency, visibility, and self-service in a highly secure platform.
- Help stakeholders answer Universal Service Fund program questions using the available data.

How Does Open Data Accomplish This for E-Rate?

- Provides E-Rate data related to:
 - FCC Form 470 (Competitive Bidding)
 - FCC Form 471 (Request for discount on services and funding commitments)
 - FCC Forms 472/474 (Reimbursements)
 - Category 2 FY2021+ budgets
 - E-Rate Productivity Center (EPC) related data
- Allows searching large datasets of aggregated E-Rate information using a variety of filters
- Allows creating customized reports and visualizations
- Provides data export options in multiple formats, including Excel

How to Access Open Data

Access USAC Open Data Website: <https://opendata.usac.org/>



The screenshot shows the homepage of the USAC Open Data website. At the top, there is a navigation bar with links for "USAC Open Data", "Dataset Catalog", "Video Trainings", "Release Notes", and "FAQs", along with a "Sign in" button. The main header features the text "USAC Open Data" and "Sharing the data of the universal service programs" over a background image of a globe with network connections. Below this is a "Program Tools" section with the subtitle "Use our program-specific tools to easily visualize and interact with our datasets." This section contains four tool cards: "E-Rate" (exploring data about schools and libraries), "Rural Health Care" (comparing connectivity rates for rural hospitals and clinics), "Lifeline" (finding providers for low-income Americans), and "High Cost" (mapping network expansion in rural areas).

USAC Open Data Dataset Catalog Video Trainings Release Notes FAQs Sign in

USAC Open Data

Sharing the data of the universal service programs

Program Tools

Use our program-specific tools to easily visualize and interact with our datasets.

- E-Rate**
Explore data about schools and libraries that receive support for broadband and internal connections
- Rural Health Care**
Compare connectivity rates, services, and funding for rural hospitals and clinics
- Lifeline**
Find providers across the county that offer the Lifeline benefit for low-income Americans
- High Cost**
Interact with tools that map the expansion of networks in rural and underserved areas

Datasets and Tools

Open Data [Datasets](#) vs. [Tools](#): How do they differ?

Datasets

Go directly to our datasets to access all of the raw data submitted by universal service program participants.

As part of USAC's Open Data initiative, we make this data open and accessible to the general public. Anyone can find, reuse, and redistribute the data.

E-Rate Data

100,000+ schools and libraries connected

Rural Health Care Data

9,000+ clinics supported

16 Results filtered by Categories > E-rate View Types > Datasets Clear All Sort by Alphabetical

E-Rate C2 Budget Tool Data FY2021+ Dataset

The C2 Budget Tool Data FY2021+ Set is designed to assist applicants in determining their C2 budgets for each five-year cycle beginning with the first budget cycle, which starts in FY2021 and ends in FY2025. The data set and tool should be [More](#)

Updated February 7, 2023
Views 24,231

Tags broadband, c2, c2 budget tool, erate, e rate, and 9 more API Docs

E-Rate Invoices and Authorized Disbursements (FCC Forms 472 and 474) Dataset

The E-Rate Invoices and Authorized Disbursements (FCC Forms 472 and 474) dataset provides invoicing data for applicants, service providers, and other stakeholders so they can track invoice lines completed and authorized for [More](#)

Updated February 7, 2023
Views 1,769

Tags 471, 472, 474, applicant, applicant contact information, and 21 more API Docs

E-Rate Open Competitive Bidding: Basic Information (FCC Form 470 and Related Information) Dataset

Program Tools

Use our program-specific tools to easily visualize and interact with our datasets.

E-Rate

Explore data at libraries that receive broadband and connections

These tools provide access to public E-Rate Program data including commitments and disbursements. For the full catalog of datasets, see [E-Rate Datasets](#), which includes data from [FCC Forms 470](#), [FCC Forms 471](#), and information about [entities](#), [consultants](#), and [annexes](#).

Featured Tools

[E-Rate FRN Status Tool FY2016+](#)

The E-Rate FRN Status Tool FY2016+ provides the latest funding request number (FRN) data including: applicant/BEN data; service provider data; FRN status; service type; service start and end dates; FRN costs and funding amounts; FCC Form 473 - Service Provider Annual Certification (SPAC) status; applicant FCC Form 498 status, application pending reasons; FCC Form 486 status; wave date; Funding Commitment Decision Letter (FCDL) comments; last post commitment/appeal wave data; service delivery and invoice deadlines; invoicing mode; and total disbursement amount. Each row in the data set is for a single FRN.

Watch the [video walkthrough](#) to learn how to use the tool.

[E-Rate FRN Invoice Deadline Tool](#)

The E-Rate FRN Invoice Deadline Tool provides users with the ability to search, view, and download funding request number (FRN) data related to invoicing including the invoice deadline date, funds remaining for invoicing

Instructions

Use the filters on the right to select your data. You must select 'Apply' to activate...

Click and drag to pan the chart

Instructions

Use the filter drop-down lists on the right to specify the data to display. Click t...

Key E-Rate Open Data tools

Datasets	Tools
E-Rate Supplemental Entity Information	<ul style="list-style-type: none"> • E-Rate Entity Search Tool
E-Rate FCC Form 470 Tool Data	<ul style="list-style-type: none"> • E-Rate FCC Form 470 Download Tool
E-Rate Request for Discount on Services: FRN Status (FCC Form 471 and Related Information)	<ul style="list-style-type: none"> • E-Rate FRN Status Tool FY2016+ • E-Rate FRN Invoice Deadline Tool
E-Rate Request for Discount on Services (all datasets)	<ul style="list-style-type: none"> • E-Rate FCC Form 471 Download Tool
E-Rate Invoices and Authorized Disbursements (FCC Forms 472 and 474)	<ul style="list-style-type: none"> • E-Rate Invoice Disbursements Data Lookup Tool
E-Rate C2 Budget Tool Data FY2021+	<ul style="list-style-type: none"> • E-Rate C2 Budget Tool FY2021+

E-Rate Entity Search Tool

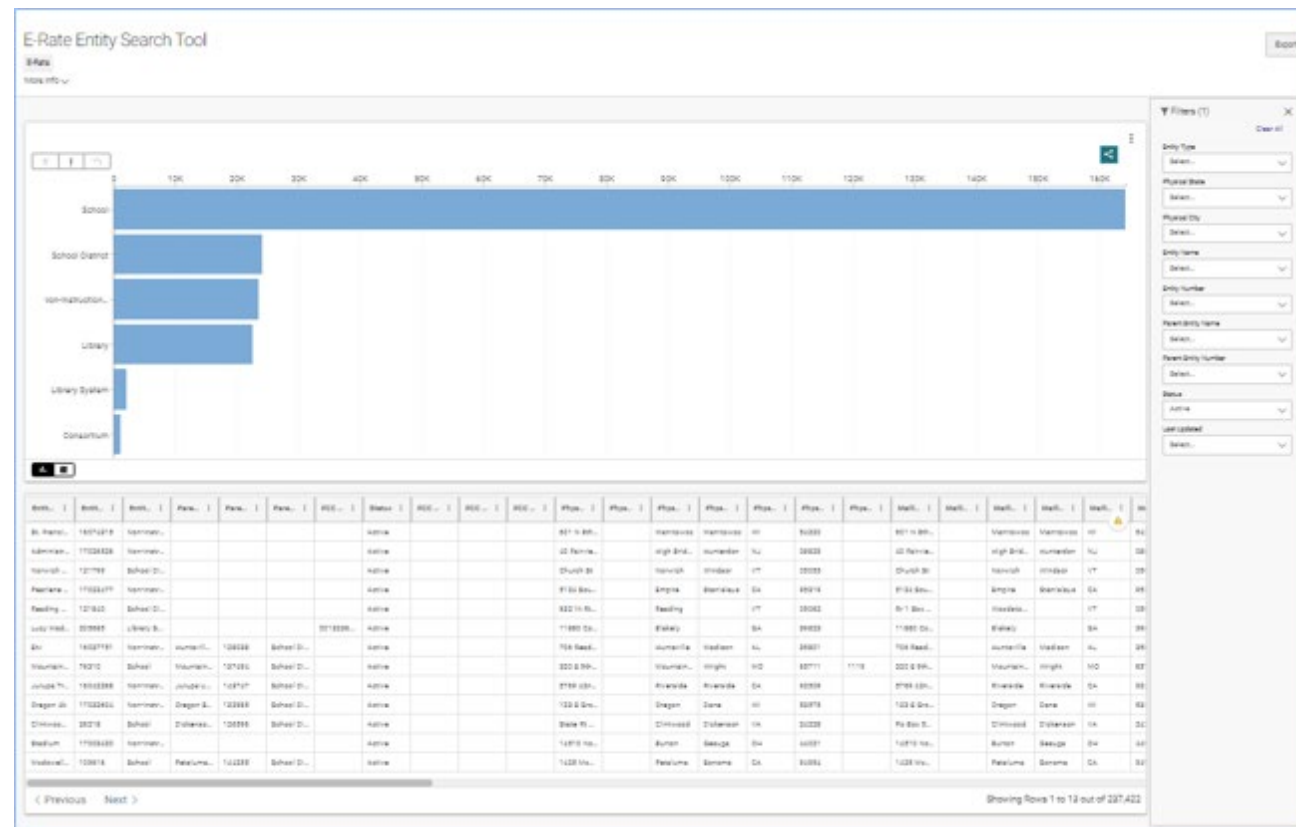
Business Purpose:

- How can I see if my school is signed up for the E-Rate program?

Provides entity information about schools, school districts, library systems, libraries, consortia, and non-instructional facilities (NIFs) including:

- Entity name, number, type, and parent entity
- Physical and mailing location

Watch the [video walkthrough](#) to learn more about this tool.



E-Rate FCC Form 470 Download Tool

Business Purpose:

- How can I as a Service Provider search for what services are being requested for a FY 2025?

Provides applicant and requested services details including:

- Contact information
- Application number
- Billed Entity Number (BEN)
- Funding year
- Service type
- Function
- Links to FCC Form 470 documents and related Request for Proposal (RFP) attachments
- Other related information from the E-Rate Productivity Center (EPC).

E-Rate FCC Form 470 Download Tool

E-Rate FCC Form 470 Data

The E-Rate FCC Form 470 Download Tool can be used to:

- View and export FCC Form 470 data found in the E-Rate Productivity Center (EPC) for Funding Year 2008 and onwards. This data includes applicant and requested services details such as contact information, application number, Billed Entity Number (BEN), funding year, service type, function, links to FCC Form 470 documents and related Request for Proposal (RFP) attachments, and other related information from the E-Rate Productivity Center (EPC).
- Download PDF versions of the FCC Form 470 (the latest form version either original or current) as well as any Request for Proposal (RFP) attachments.

Below is some additional information about this tool:

- Data in the tool is updated nightly.
- The "Original" form versions are those first filed by the applicant; "Current" form versions are those that have been modified. The data includes whichever is the latest form version for each application.

How to search for FCC Form 470 data:

1. Click on "More" on the bottom right of the Filter section below to display all filters.
2. Use any of the filters to search for the FCC Form 470 data that you need. For text filters, you can also search by using "CONTAINS" instead of the default "IS".
3. The data will be displayed in the data table section below the Filter section.
4. To view descriptions of the available columns in the data, you can click on the "i" icon on the top right of the data table section below and then click on "View Source Data"; the descriptions will be in the "Columns in this Dataset" section of the page.

Note to Service Providers offering Lit Fiber service: When offering bids for Lit Fiber service, Service Providers can respond to FCC Form 470 applications that have as "Function" either of the following: "Internet Access and Data Transmission Service", "Stand-alone Data Transmission Service", "Service Provided Over Third-Party Networks" or "Leased Lit Fiber". This allows vendors offering equivalent services via other technologies to also submit bids.

Filter: View

Detailed FCC Form 470 Data Report

Application Number	Form History	Form PDF	Service Request ID	Service Name	Request for Proposal Documents	Request for Proposal Attachments	Form Version	
20080001	0019-4700-01	[PDF]	1				Original	2
20080001	2025-470-01	[PDF]	1		[PDF]	[PDF]	Current	2
20080001	2025-470-01	[PDF]	2		[PDF]	[PDF]	Current	2
20080001	2025-470-01	[PDF]	1		[PDF]	[PDF]	Current	2
20080001	2025-470-01	[PDF]	1		[PDF]	[PDF]	Current	2
20080001	2025-470-01	[PDF]	1		[PDF]	[PDF]	Current	2

1 of 4 of 1,000 rows

How to Export FCC Form 470 data:

1. Click on the "i" icon on the top right of the data table section above and click "Export Data".
2. Once the download menu is displayed, select "Filtered Data (in rows)" to only download your filtered data rather than the complete dataset.
3. Click on the "CSV" or "CSV for Excel" button to initiate the download.
4. Once the download is complete, it will be available in your browser's downloaded files.

E-Rate FRN Status Tool 2016+

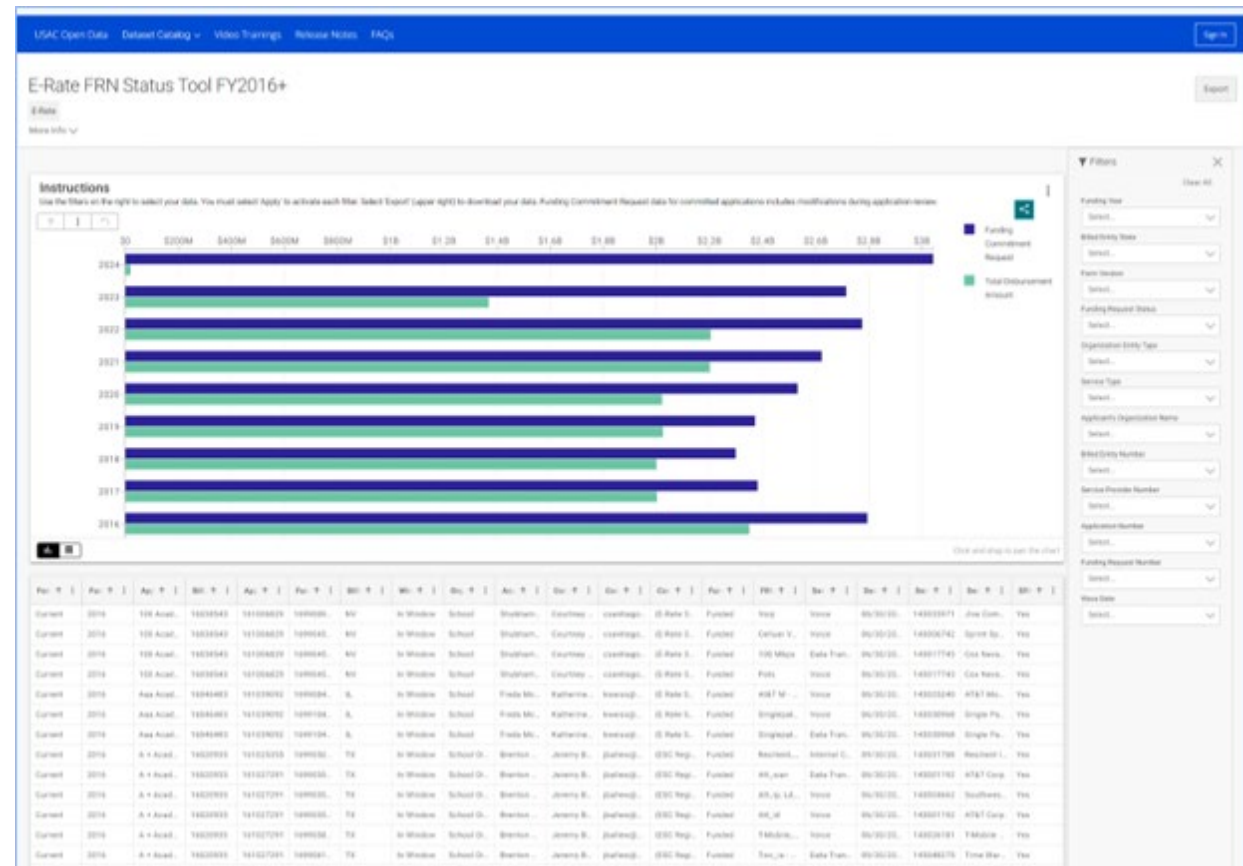
Business Purpose:

- How can a user check on the status of their FRNs for their school district?
- How can a user check to see if any of their FRNs have been disbursed for a FY?

Provides funding request data including:

- Funding status
- Funding wave data
- Disbursements
- Service Provider Annual Certification (SPAC) Status
- Funding Commitment Decision Letter (FCDL)

View the [training video](#) to learn more about this tool.



E-Rate Invoice Deadline Tool

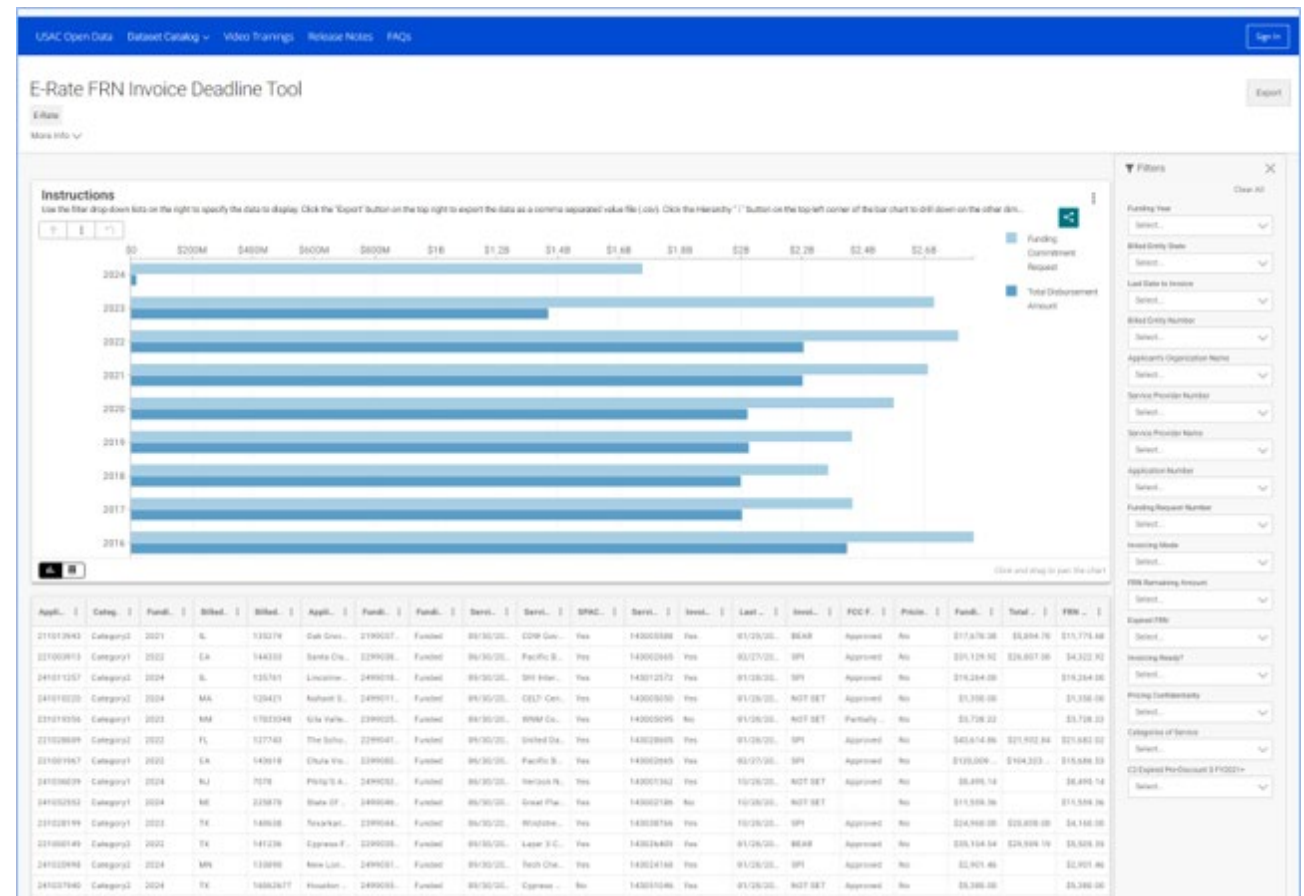
Business Purpose:

- How can I check to see the last day to invoice for an FRN and decide if I want to file a 120-day invoice deadline extension?
- How much funding do I have remaining for an FRN and is my FRN ready for Invoicing? (FCC Form 473 status, FCC Form 486 status)
- Can I check to see expired C2 funds available to return to my C2 budget via FCC Form 500?

Provides the ability to search, view, and download invoice related data including:

- Invoice deadline dates
- Funds remaining for invoicing
- Invoicing mode (Billed Entity Applicant Reimbursement (BEAR) vs. Service Provider Invoice (SPI)).

View the [training video](#) to learn more about this tool.



E-Rate FCC Form 471 Download Tool

Business Purpose:

- How can I obtain a PDF copy for the FCC Form 471 for applicants based in a specific state for Funding Year (FY) 2024?
- How can I obtain a list of the FRNs and what is pending approval of services for a given School District for Funding Year (FY) 2024?

Provides the ability to view and download data from all FCC Form 471 datasets for FY2016 and forward from a single screen, including:

- A PDF copy of the original FCC Form 471 application in the **471 Basic Information** dataset.
- Current program deadlines (e.g., Service Start Date, Invoicing Deadline Date) for all Funding Request Numbers (FRNs) in the **FRN Status** dataset.
- All FCC Form 471 data for the original FRN and any subsequent changes made post-commitment (e.g., FCC Forms 500, Service Substitutions, SPIN Changes, or Appeals).

View the [training video](#) to learn more about this tool.

The screenshot displays the E-Rate FCC Form 471 Download Tool interface. At the top, there is a search bar and navigation links for Video Trainings, Release Notes, and FAQs. The main heading is "E-Rate FCC Form 471 Download Tool". Below this, there are two bullet points: "Data is updated nightly." and "Original view: as filed by the applicant." The central focus is the "FRN Status" section, which includes a descriptive paragraph: "This dataset contains information about the Funding Request Number (FRN) listed within each FCC Form 471 and related information from the E-Rate Productivity Center (EPC)." Below the text is a table with columns for various fields. The table is partially visible, showing rows of data. The table has columns for Applicant, Funding Year, Billed En., Form Ver., Window, Billed En., Applica..., Contact, Funding, Funding, FRN Nic..., Service, and Contract. The first row shows: 181014537, 2018, NY, Original, In Window, 17014180, Bright Hope, richarderate, 189902357, Pending, Verz Vs, Voice. The second row shows: 241022179, 2024, MN, Original, Out Of Winc, 16076599, Isd 2906 Re, rlccsupt@g, 249902938, Pending, Elem24, Internal Cor. The third row shows: 241026717, 2024, NY, Original, In Window, 11886, Beth Jacob, joselty@bjl, 249903706, Pending, 2 Gig Intern, Data Transr. The fourth row shows: 241039029, 2024, NY, Original, In Window, 11913, Tomer Dvor, yt@tomerd, 249905722, Pending, 4500 9th Av, Internal Cor. The fifth row shows: 241038768, 2024, NY, Original, In Window, 17016385, Bnei Zion, erate4206@, 249905677, Pending, Ic Equipme, Internal Cor. The sixth row shows: 241005570, 2024, MN, Original, In Window, 133815, Windom Sc, ppfeffer@is, 249900530, Pending, Switches, Internal Cor. At the bottom right of the table, it says "1 to 6 of 1,318,156" and navigation icons.

Applicat...	Funding ...	Billed En...	Form Ver...	Window ...	Billed En...	Applica...	Contact ...	Funding ...	Funding ...	FRN Nic...	Service ...	Contract...
181014537	2018	NY	Original	In Window	17014180	Bright Hope	richarderate	189902357	Pending	Verz Vs	Voice	
241022179	2024	MN	Original	Out Of Winc	16076599	Isd 2906 Re	rlccsupt@g	249902938	Pending	Elem24	Internal Cor	
241026717	2024	NY	Original	In Window	11886	Beth Jacob	joselty@bjl	249903706	Pending	2 Gig Intern	Data Transr	
241039029	2024	NY	Original	In Window	11913	Tomer Dvor	yt@tomerd	249905722	Pending	4500 9th Av	Internal Cor	
241038768	2024	NY	Original	In Window	17016385	Bnei Zion	erate4206@	249905677	Pending	Ic Equipme	Internal Cor	
241005570	2024	MN	Original	In Window	133815	Windom Sc	ppfeffer@is	249900530	Pending	Switches	Internal Cor	

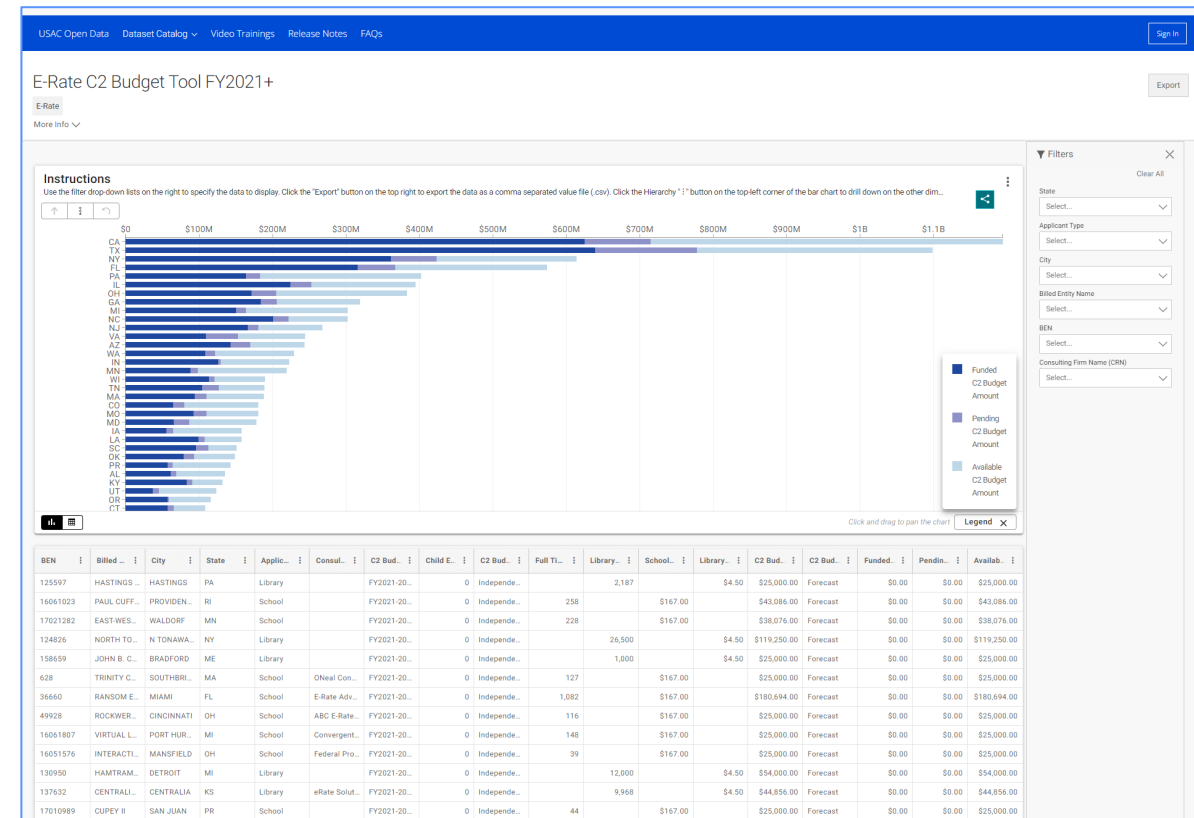
E-Rate Category Two (C2) Budget Tool FY2021+

Business Purpose:

- How can an applicant check their remaining Category Two Budget for this current cycle (2021-2025)?
- How can an applicant check if already committed C2 funding was not invoiced before the invoicing deadline, which could be canceled and made available for FY2025 if the applicant submits an FCC Form 500?

Provides information about applicants' Category Two (C2) budgets based on the most recent entity profile and commitment data available.

- [FY2021-2025 Category Two \(C2\) Budget Management Guide](#)



Search Open Data for E-Rate Datasets and Tools

Dataset Catalog: <https://opendata.usac.org/browse?category=E-Rate>

The screenshot displays the USAC Open Data Dataset Catalog interface. The top navigation bar includes "USAC Open Data", "Dataset Catalog" (highlighted with a green box), "Video Trainings", "Release Notes", and "FAQs". A search bar is also highlighted with a green box. The main content area shows 27 results filtered by "E-Rate". The left sidebar contains filters for View Types (Calendars, Charts, Datasets, External Datasets, Files and Documents, Filtered Views, Forms, Maps, Stories) and Categories (E-Rate, Emergency Connectivity Fund, High Cost, Lifeline, Rural Health Care). The right sidebar shows Tags (Choose tag). The main results list includes:

- E-Rate C2 Budget Tool Data FY2021+** (Dataset): Updated July 5, 2024, Views 29,294. Description: The C2 Budget Tool Data FY2021+ Set is designed to assist applicants in determining their C2 budgets for each five-year cycle beginning with the first budget cycle, which starts in FY2021 and ends in FY2025. The data set and tool should be More. Tags: broadband, c2, c2 budget tool, erate, e rate, and 9 more. API Docs.
- E-Rate C2 Budget Tool FY2021+** (Chart): Updated July 6, 2024, Views 66,501. Description: The C2 Budget Tool Data FY2021+ Set is designed to assist applicants in determining their C2 budgets for each five-year cycle beginning with the first budget cycle, which starts in FY2021 and ends in FY2025. This tool and data set provides More. Tags: No tags assigned.
- E-Rate Entity Search Tool** (Chart): Updated July 8, 2024, Views 27,617. Description: This dataset contains E-Rate Productivity Center (EPC) information about schools, libraries, school districts, library systems, consortia, and non-instructional facilities (NIFs). For Annexes information, please refer to the "E-Rate More. Tags: No tags assigned.
- E-Rate FCC Form 470 Download Tool** (Story): Updated September 6, 2023, Views 11,896. Description: The E-Rate FCC Form 470 Download Tool can be used to: View and export FCC Form 470 data found in the E-Rate Productivity Center (EPC) for Funding Year 2016 and onwards. More. Tags: 470, applicant, applicant contact information, applicant information, basic information, and 13 more.
- E-Rate FCC Form 470 Tool Data** (Dataset): Updated July 8, 2024, Views 27,617. Description: This dataset contains E-Rate Productivity Center (EPC) information about schools, libraries, school districts, library systems, consortia, and non-instructional facilities (NIFs). For Annexes information, please refer to the "E-Rate More. Tags: No tags assigned.

Demo: E-Rate FCC Form 470 Download Tool

- Tool Use Case #1: [E-Rate FCC Form 470 Download Tool](#)
- How can I as a Service Provider search for what services are being requested?

E-Rate FCC Form 470 Download Tool

E-Rate FCC Form 470 Data

The *E-Rate FCC Form 470 Download Tool* can be used to:

- View and export FCC Form 470 data found in the E-Rate Productivity Center (EPC) for Funding Year 2016 and onwards. This data includes applicant and requested services details such as contact information, application number, Billed Entity Number (BEN), funding year, service type, function, links to FCC Form 470 documents and related Request for Proposal (RFP) attachments; and other related information from the E-Rate Productivity Center (EPC).
- Download PDF versions of the FCC Form 470 (the latest form version either original or current) as well as any Request for Proposal (RFP) attachments.

Below is some additional information about this tool:

- Data in the tool is updated nightly.
- The "Original" form versions are those first filed by the applicant; "Current" form versions are those that have been modified. The data includes whichever is the latest form version for each application.

How to search for FCC Form 470 data:

1. Click on "More ▼" on the bottom right of the *Filters* section below to display all filters.
2. Use any of the filters to search for the FCC Form 470 data that you need. For text filters, you can also search by using "CONTAINS" instead of the default "IS".
3. The data will be displayed in the data table section below the *Filters* section.
4. To view descriptions of the available columns in the data, you can click on the "i" icon on the top right of the data table section below and then click on "View Source Data"; the descriptions will be in the "Columns in this Dataset" section of the page.

Note to Service Providers offering Lit Fiber services: When offering bids for Lit Fiber services, Service Providers can respond to FCC Form 470 applications that have as "Function" either of the following: "Internet Access and Data Transmission Service", "Standalone Data Transmission Service", "Services Provided Over Third-Party Networks" or "Leased Lit Fiber". This allows vendors offering equivalent services via other technologies to also submit bids.

Filters

Clear All

Funding Year	Certified Date/Time	Billed Entity Name	Billed Entity Zip Code	Service Category	Service Type
Select...	Select...	Select...	Select...	Select...	Select...

Detailed FCC Form 470 Data Report

Application Number	Form Nickname	Form PDF	Service Request ID	Service Request	Request for Proposal Documents	Request for Proposal Upload Date/Time	Form Version	
240229779	LX29-47001	http://publodata...	1	0			Original	2
240226201	2024+ Form 470	http://publodata...	1	0			Original	2
240226242	SLP, vna	http://publodata...	1	0			Original	2
240223268	CAT 2 2024	http://publodata...	1	1	http://publodata.usask.gov/SLP/Ch	2024 Jun 24 12:08:41 PM	Original	2
240229269	FCC Form 470 -	http://publodata...	1	0			Original	2
240229261	The Leadership 1	http://publodata...	1	0			Original	2

1 to 6 of 1,201,828

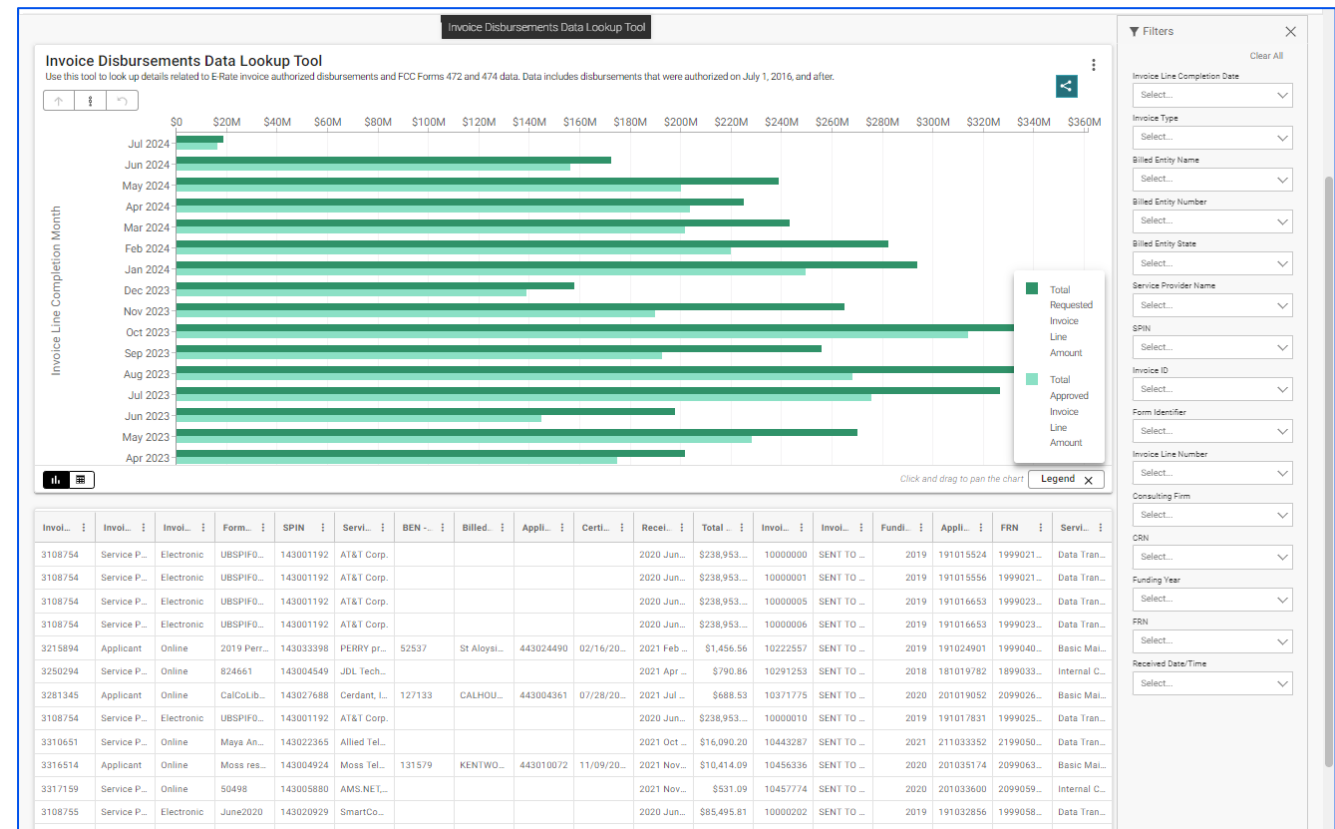
How to Export FCC Form 470 data:

1. Click on the "i" icon on the top right of the data table section above and click "Export Data".
2. Once the download menu is displayed, select "Filtered Data (n rows)" to only download your filtered data rather than the complete dataset.
3. Click on the "CSV" or "CSV for Excel" button to initiate the download.
4. Once the download is complete, it will be available in your browser's downloaded files.

Demo: E-Rate Invoice Disbursements Data Lookup Tool

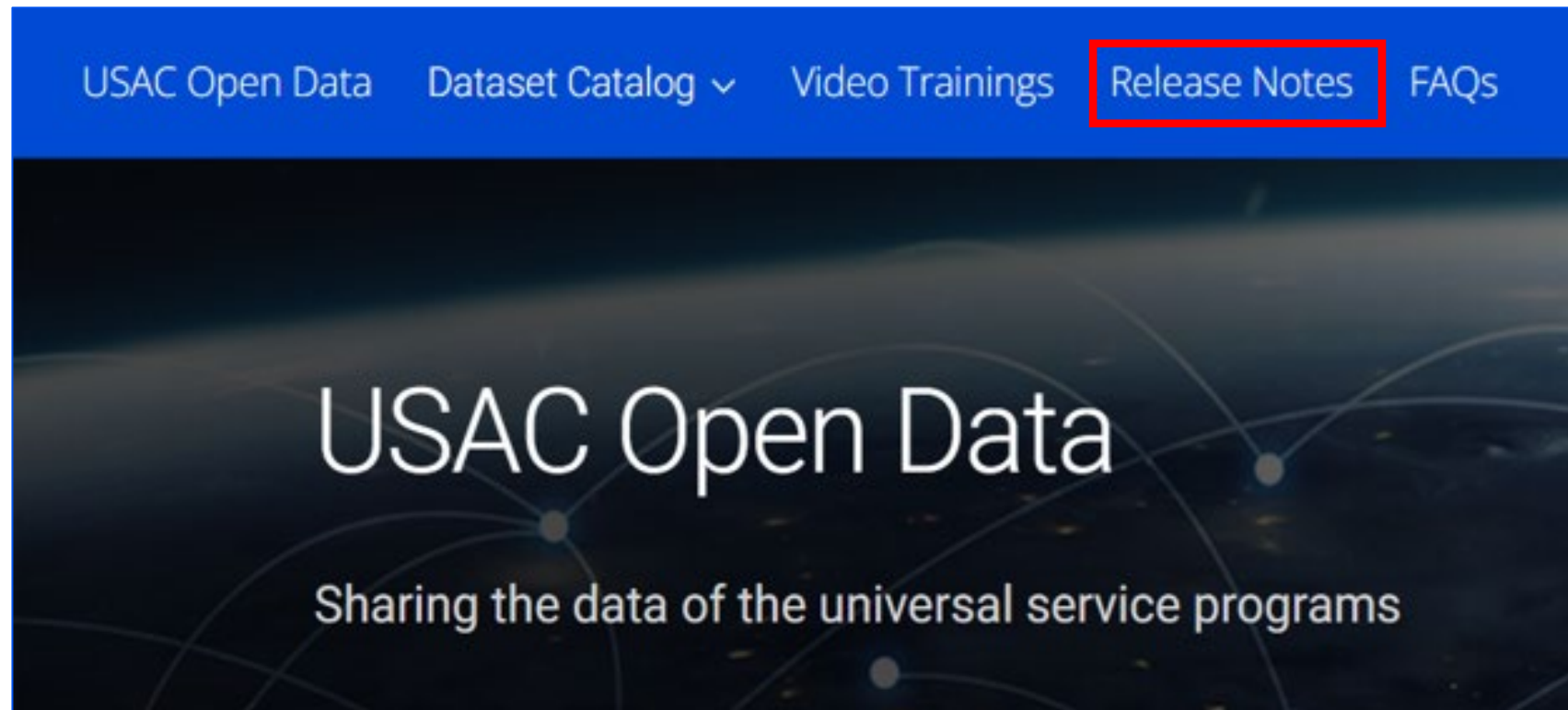
The E-Rate Invoices and Authorized Disbursements (FCC Forms 472 and 474) dataset provides invoicing data for applicants, service providers, and other stakeholders so they can track invoice lines completed and authorized for disbursement.

- Tool Use Case #2: [E-Rate Invoice Disbursements Data Lookup Tool](#)
- How can this tool be used to receive payment information (and tailored for subsets of information, such as reduced, or \$0/unpaid lines) and view the reasons for these reductions?



Open Data Resources

You can find a list of all major Open Data updates (new assets, enhancements, and resolved issues) in our [Release Notes \(2024\)](#) page.



Dataset resources

Each dataset includes the following resources:

- List of columns with short descriptions

Column Name	Description	API Field Name	Data Type
Application Number	Unique application number is generated at the time an applicant begins to file FCC Form 471. Applicants can request funding for multiple services under the same... Read more	application_number	Text
Funding Year	Funding year for the application.	funding_year	Text
Billed Entity State	Applicant's state.	state	Text
Form Version	Indicates whether the form version of the application is "current" or "original." It can be used to aggregate the data between current and original applications... Read more	form_version	Text
Window Status	Indicates whether the application has been certified in the window.	is_certified_in_window	Text

- Connected Content (if available)

About Data **Related Content** Actions Export

5 Results Asset type: All Sort by: Most viewed

E-Rate FCC Form 471 Download Tool E-Rate Public

The E-Rate FCC Form 471 Download Tool provides users with the ability to search, view, and download FCC Form 471 data for Funding Year 2016+. The tool includes filtering capability across the seven dat...
[Read more](#)

Last updated: July 8, 2024
Views: 91283

E-Rate FRN Status Tool FY2016+ E-Rate Public

This dataset is derived from the FRN Status dataset. It provides a subset of that dataset's information, filtered for the most recent version of a given application.

Last updated: July 8, 2024
Views: 35957

- Glossary with definitions

Attachments

E-Rate Request for Discount on Services - FRN Status Data Glossary.pdf

Universal Service Administrative Co.

E-rate Request for Discount on Services: Funding Request Number Status

FCC Form 471 and Related Information Dataset Glossary

This dataset contains data about the Funding Request Number (FRN) listed within each FCC Form 471, along with related information on the Funding Commitment Decision Letter (FCDL), wave information, the FCC Form 486, invoicing, and disbursements.

Use this dataset to answer questions such as:

- What are the individual service types?
- What quantity of service did the applicant request?
- Which service provider is supplying service and what is the length of the contract?
- What invoicing mode is being used?
- How much funding has been disbursed?

The information within the FRN information data collection from the FCC Form 471 is self-reported by applicants.

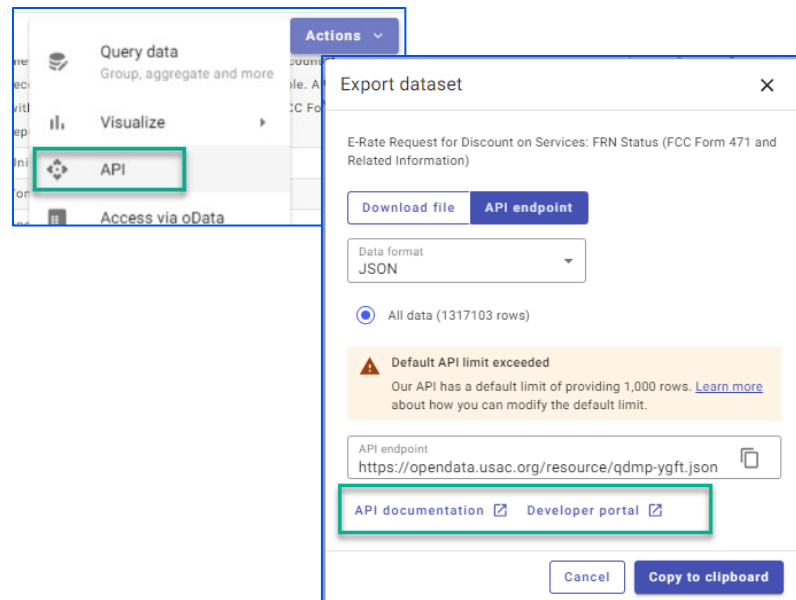
USAC is committed to sharing the highest quality data possible. We conduct a full analysis of all datasets to determine if they are complete prior to publishing. Each dataset field is described with a "field completeness" metric that ranges from 0 to 100 percent. Any value less than 100 percent indicates a field with missing values. In most cases, missing values are the result of "not required" fields.

Field Name	Field Description	Field Completeness
Application Number	Unique application number generated at the time applicants begin to file the FCC Form 471. Applicants can request funding for multiple services under the same application number. The unique application number begins with the last two digits of the funding year. This field is available in each dataset allowing for quick access of data from each of the seven FCC Form 471 data collections, at the application level. The application number is limited to customizing and creating visualizations of data to each of the seven FCC Form 471 datasets.	100%
Funding year	Funding year for the FCC Form 471.	100%
Billed Entity State	Applicant state. It can be used to aggregate commitment amount by state or filter records by state.	100%

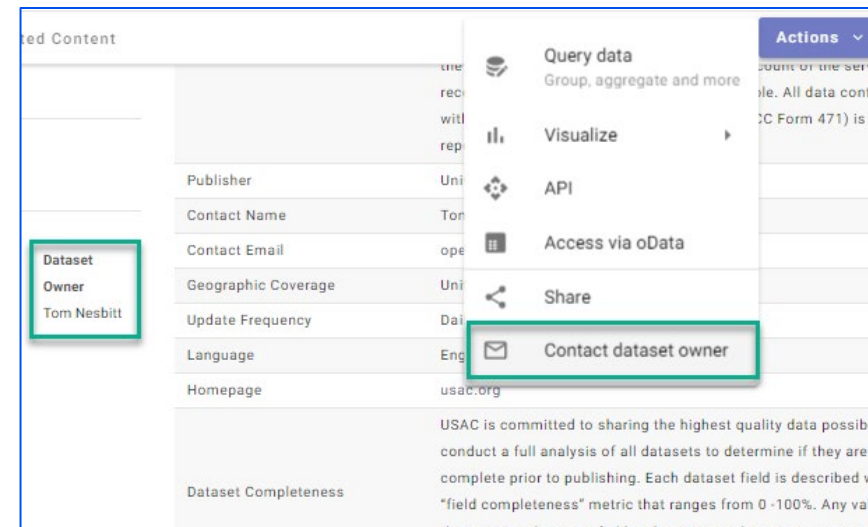
Dataset resources (contd.)

Each dataset includes the following additional resources:

- Developer and Application Programming Interface (API) documentation reference links*
- What is an API?
 - Who can benefit from it?
- A “Contact Dataset Owner” option to submit questions related to Open Data** to USAC



*For developer/API questions, contact the Socrata support team at: <https://support.socrata.com/hc/en-us/requests/new>



**For E-Rate program or application specific questions, contact the program team directly.
See <https://www.usac.org/e-rate/contact-us/>

Open Data Webinar: Part 2

- Uses for custom reports
- Creating an Open Data account
- Demo: Creating a custom report
- Uses for visualizations
- Demo: Creating a simple chart visualization
- Sharing content with other users

Live Q&A

- Submit your questions about today's topics:
 - Open Data Introduction
 - Learn to navigate the open data platform
 - Explain the various open data sets and tools available
 - Search for tools
 - Walk through a tool use case
 - Review additional resources

The screenshot shows a webinar control panel with the following elements:

- Audio Section:** Includes a "Sound Check" indicator, "Computer audio" selected, "Phone call" option, a "MUTED" status, and dropdown menus for "Microphone Array (Realtek High Defi...)" and "Headphone (Realtek High Definition...)".
- Handouts Section:** Labeled "Handouts: 1" and contains a file named "Invoicing Webinar Slides.pptx".
- Questions Section:** Labeled "Questions" and contains a text input field with the placeholder "ENTER YOUR QUESTION HERE" and a "Send" button. A red arrow points to this section.
- Footer:** Displays the webinar title "Navigating the E-rate Invoicing Proc...", the ID "Webinar ID: 276-354-307", a recording status "This session is being recorded.", and the "GoToWebinar" logo.

Q&A Tips

- ✓ Type your queries into the "Questions" box in your webinar control panel.
- ✓ Write in full sentences.
- ✓ Ask one question at a time.
- ✓ Click the box with the arrow above the questions box to expand it and see all the written answers.

Questions?

Contact Us



Call us at (888) 203-8100

Monday – Friday 8 a.m. to 8 p.m. ET



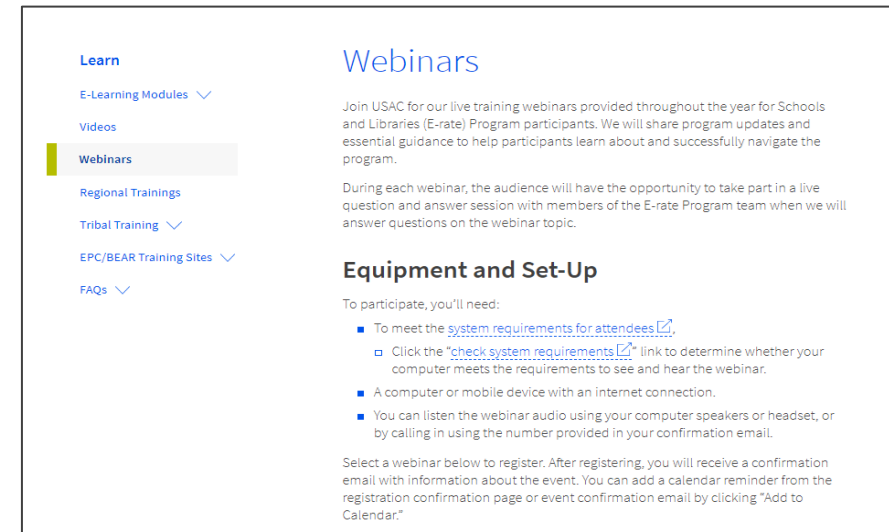
Contact us at opendata@usac.org

Create a customer service case

1. Log in to the [E-Rate Productivity Center \(EPC\)](#)
2. Select the **Contact Us** link from the upper right menu on the landing page.


Upcoming Webinars

- Our next webinar is on **August 29, 2024**
- Open Data Course 2: Creating Reports and Visualizations
 - Recommended for applicants and service providers
 - Suitable for all E-Rate experience levels
- Please visit the E-Rate [Webinars](#) page for additional information.



The screenshot shows a webpage with a navigation menu on the left and main content on the right. The navigation menu includes: Learn, E-Learning Modules (with a dropdown arrow), Videos, Webinars (highlighted with a yellow bar), Regional Trainings, Tribal Training (with a dropdown arrow), EPC/BEAR Training Sites (with a dropdown arrow), and FAQs (with a dropdown arrow). The main content area has a heading "Webinars" and a paragraph: "Join USAC for our live training webinars provided throughout the year for Schools and Libraries (E-rate) Program participants. We will share program updates and essential guidance to help participants learn about and successfully navigate the program." Below this is another paragraph: "During each webinar, the audience will have the opportunity to take part in a live question and answer session with members of the E-rate Program team when we will answer questions on the webinar topic." There is a section titled "Equipment and Set-Up" with the text "To participate, you'll need:" followed by a list of requirements: "To meet the [system requirements for attendees](#)", "Click the [check system requirements](#) link to determine whether your computer meets the requirements to see and hear the webinar.", "A computer or mobile device with an internet connection.", and "You can listen the webinar audio using your computer speakers or headset, or by calling in using the number provided in your confirmation email." At the bottom of the content area, it says: "Select a webinar below to register. After registering, you will receive a confirmation email with information about the event. You can add a calendar reminder from the registration confirmation page or event confirmation email by clicking 'Add to Calendar.'"

Share Your Thoughts



- We want to hear about your webinar experience.
- A survey will appear on your screen at the end of the webinar.
- If you are not able to complete the survey today, a link to it will be emailed to you within two business days.
- We appreciate your feedback!

Thank You!





**Universal Service
Administrative Co.**