



New 499 Filer ID Basics

Overview for Service Providers

October 17, 2024



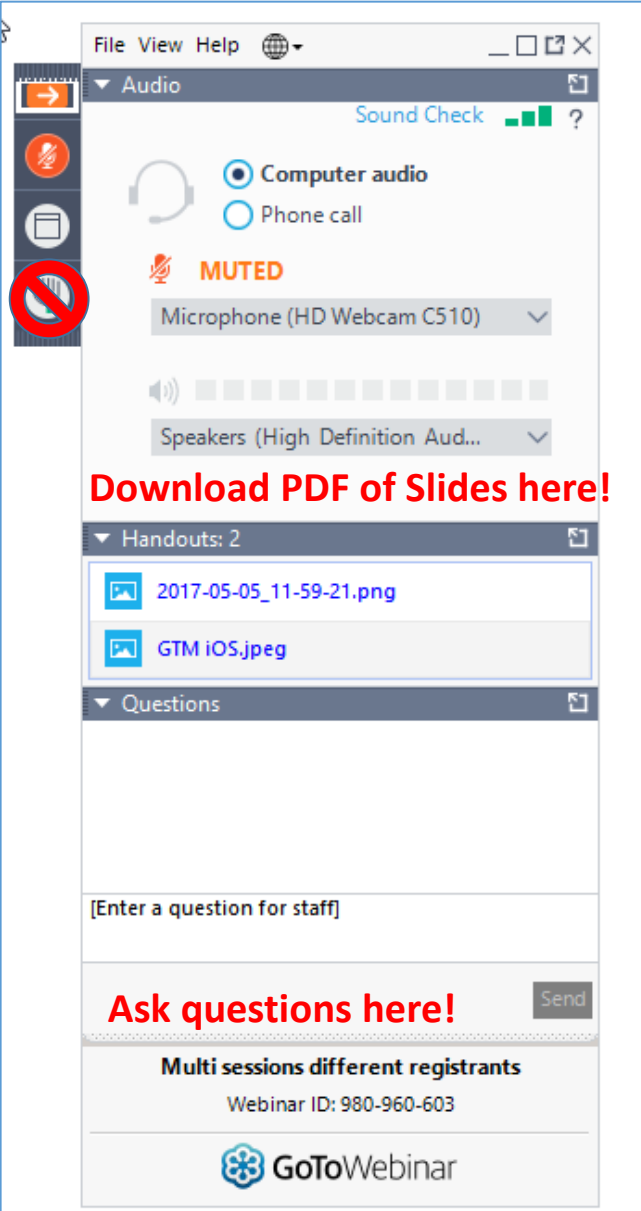
Universal Service
Administrative Co.

DISCLAIMER

To accommodate all attendees, real-time closed captions will be present during this presentation. We apologize in advance for any transcription errors or distractions. Thank you for your support.

Housekeeping

- The audience will remain on mute.
- Enter questions at any time using the “**Questions**” box.
- A copy of the presentation is in the “**Handouts**” section of webinar panel.
- This webinar is being recorded and a copy of the presentation will be on our website under Service Providers and “**Webinars**”.



The screenshot displays the GoToWebinar control panel. At the top, there is a menu with 'File', 'View', and 'Help'. Below this is the 'Audio' section, which includes a 'Sound Check' indicator and two radio buttons: 'Computer audio' (selected) and 'Phone call'. A red 'MUTED' icon is visible next to the microphone icon. The microphone is set to 'Microphone (HD Webcam C510)'. Below the audio settings is a volume slider and a speaker icon. The 'Handouts: 2' section lists two files: '2017-05-05_11-59-21.png' and 'GTM iOS.jpeg'. The 'Questions' section is currently empty. At the bottom, there is a text input field with the placeholder '[Enter a question for staff]' and a 'Send' button. A red text overlay reads 'Download PDF of Slides here!'. The GoToWebinar logo and name are at the bottom of the panel.

Meet the Presenter

Al Cipparone

Senior Telecom Industry Analyst | Contributor Operations

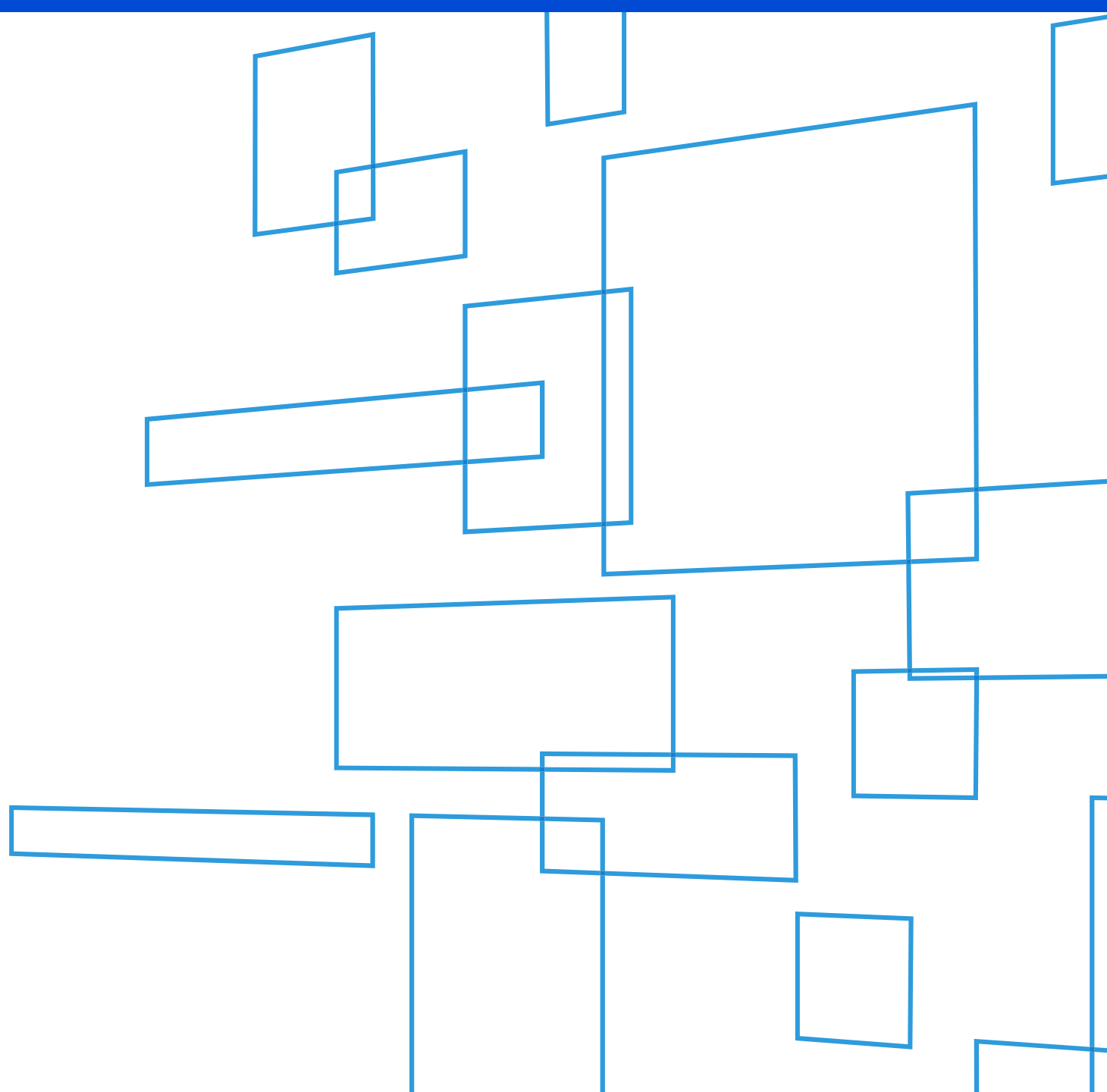
Mr Cipparone is a member of the 499 team that analyzes revenue reported on the FCC Form 499-A.

Al joined USAC in 2022 after many years in the telecommunications industry.

Email: Form499@usac.org

Webinar Overview

In this webinar, designed for service providers new to USAC, we'll cover the basics of the 499 ID and the filing requirements.



Agenda

- 498 ID & 499 ID Purpose
- USAC's Website
- 499 ID Assignment
- Filing Calendar
- Quarterly Form 499-Q
- Annual Form 499-A


498 ID & 499 ID

Understanding the Difference

Purpose of These IDs

499 ID

- Takes its name from the registration form – FCC Form 499-A
- Identification used to contribute to the Universal Service Fund



498 ID

- Takes its name from the registration form – FCC Form 498
- Identification used to receive Universal Service funding

Universal Service Fund

ID Differences

498 ID

Nine-digit number beginning with “143” or “443”
(i.e. 143999999, or 443999999)

Who –

Telecommunications Providers

- Nine-digit number beginning with “143”

Why - to receive funding from any of the 4 programs USAC administers: *Rural Health Care, High Cost, Lifeline, E-Rate*

499 ID

Six-digit number beginning with an “8” (i.e. 889993)

Who - All telecommunications Providers, including VoIP service providers and resellers

Why - to contribute to the Universal Service Fund

ALWAYS include these numbers on any correspondence with USAC.

Companies that have a 498 ID don't necessarily have to have a 499 ID, and vice versa!

499 ID Assignment

Next Steps

Email Notification of Assignment

Next Steps

Two emails were sent to the Company Officer listed on the registration form.

1. Company Officer username and log in instructions for E-File.
2. Assignment of the 499 Filer ID and a list of forms you are required to file.

The Company Officer should now add any employees as users to USAC's E-File system. Functions performed in E-File are form preparers, additional company officers, and employees responsible for making payments to USAC.

ALL FCC Forms 499 must be submitted online through E-File. Paper copies are not accepted.

Required Form Filings

Included in Assignment Email

The FCC Forms listed are based on the date you entered as the date you started selling telecom.

If you've entered the date the company started, you'll need to correct it!



FCC FORM 499 APPROVAL CONFIRMATION

Thank you for registering with USAC to set up the FCC Form 499 account for [REDACTED] LLC. USAC has completed the processing of your registration and the new 499 Filer ID for [REDACTED]. Please review "What and How to File" [in the Contributor section](#) on USAC's website to determine which future FCC Form 499 filings you are required to submit.

Required Previous FCC Form 499 Filings

The information reported on line 228 states that N[REDACTED] LC first provided telecommunications in U.S. on **May 2023** and because of this Nativ[REDACTED] must complete and submit the following previous FCC Form 499 filings:

499Q Filings

- May 2023 FCC Form 499-Q
- February 2023 FCC Form 499-Q

Please note: FCC Form 499A 2014 and up filings must be submitted electronically through E-file while FCC Form 499A 2013 and prior must be sent via hardcopy mail to USAC.

NOTE: FCC Form 499A 2014 and up filings must be submitted electronically through E-file while FCC Form 499A 2013 and prior must be sent via hardcopy mail to USAC.

If you have any questions, please contact USAC at (888)641-8722 or CustomerSupport@usac.org.

Online Resources

USAC Website

www.usac.org

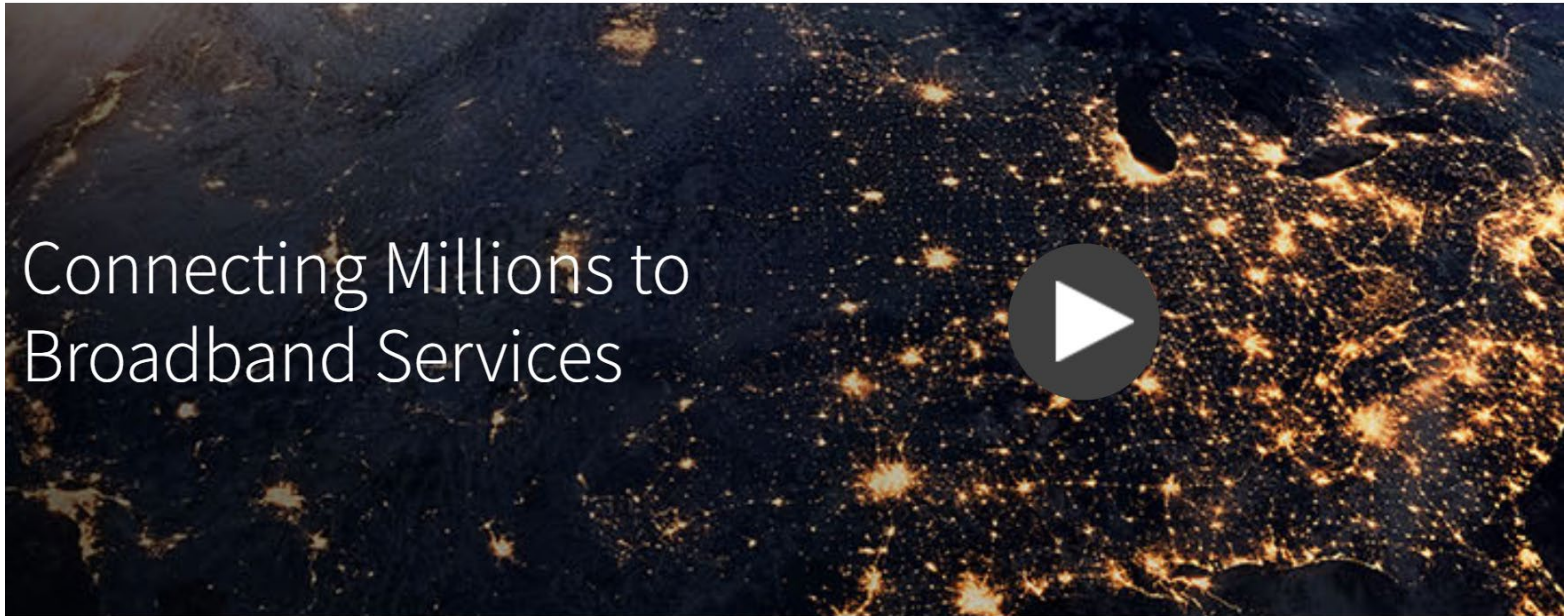


Subscribe Payments Open Data [Sign In](#)

← Tools – Sign in to USAC’s online systems

About ▾ E-Rate ▾ Rural Health Care ▾ Lifeline ▾ High Cost ▾ Service Providers ▾

← Program Specific webpages



Scroll down the page for links to program pages, as well as statistics on the universal service fund.

Newsletter Subscription



Subscribe

Payments

Open Data

Sign In

Found on main webpage
at www.usac.org

About ▾

E-Rate ▾

Rural Health Care ▾

Lifeline ▾

High Cost ▾

Service Providers ▾

Choose Program

Affordable Connectivity Program (ACP)

- Claims Updates
- Consumer Group Updates
- Program Updates
- Service Provider Training Invitations
- System and Technical Updates

E-Rate

- News Brief
- Tribal Newsletter

Tribal Stakeholders

High Cost

- Detailed HUBB Updates
- Program Updates

Lifeline

- Program Newsletter
- NLAD Bulletin
- Consumer Advocates

Rural Health Care (RHC) Program

- Healthcare Connect Fund (HCF) Program (Consortia)
- Healthcare Connect Fund (HCF) Program (Individual HCPs)
- Telecom Program

Service Providers

- FCC Form 499 (Contributors)

USAC's Online Filing System – E-File



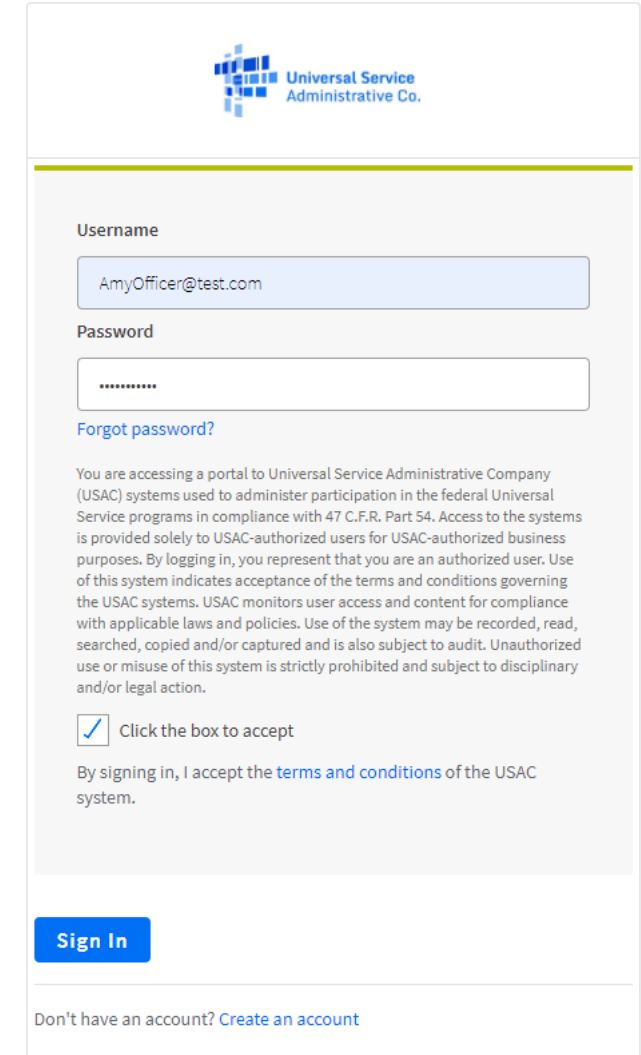
[Subscribe](#) [Payments](#) [Open Data](#)

[Sign In](#)

'**Sign In**' page will prompt you for a username and password to log in to the E-File system.

USAC maintains security using a multi-factor authentication system, sending a 6-digit code to the applicable email address (Username) to enter prior to logging in to the system.

It's important not to share usernames.
That's a violation of our terms and conditions.

A screenshot of the USAC Sign In page. At the top right is the USAC logo and name. Below it are navigation links for "Subscribe", "Payments", and "Open Data", followed by a blue "Sign In" button and a search bar. The main content area has a light gray background and contains a "Username" field with "AmyOfficer@test.com", a "Password" field with masked characters, and a "Forgot password?" link. Below the password field is a paragraph of terms and conditions, a checked checkbox with the text "Click the box to accept", and a statement: "By signing in, I accept the terms and conditions of the USAC system." At the bottom of the form is a blue "Sign In" button and a link: "Don't have an account? Create an account".

Service Provider Specific Menu

Click on the words '**Service Providers**' and you'll see a drop-down menu with topics specific to Service Providers, the Forms 499 and 498.

Use the search box in the upper right-hand corner if navigating the menu is confusing.

The screenshot displays the website header for the Universal Service Administrative Co. The logo is on the left, and navigation links for 'Subscribe', 'Payments', 'Open Data', and 'Sign In' are on the right. A search box is highlighted with an orange border. Below the header, a navigation menu is shown with 'Service Providers' highlighted by a blue arrow. A drop-down menu is open under 'Service Providers', listing various topics such as 'Service Providers Home', 'Contributing to the USF', 'Who Must Contribute', 'Register for a 499 ID', 'Manage Your 499 ID', 'Forms to File', 'When to File', 'What to Expect After Filing', 'Making Revisions', 'Making Payments', 'How to Pay', 'Contribution Factors', 'Invoices', 'Late Payments, DCIA, Red Light', 'Billing Disputes', 'Credit Balance Refunds', 'Annual True-Up Process', 'Non-USAC Payments', 'Request Invoice Copy', 'Participating in a USF Program', 'Register for a 498 ID', 'Manage Your 498 ID', 'Disbursement Schedules', 'DATA Act', 'Resources', 'Announcements', 'Appeals and Audits', 'Forms & Instructions', 'Glossary of Terms', 'Multi-Factor Authentication', 'Learn', 'Videos', 'Webinars', 'Newsletter', 'FAQs', and 'Contact Us'.

Webinar Training Announcements

Annual Form Training

- February

Monthly Trainings

- New 499 ID
- Office Hours – open topic and discussion

Previous webinar recordings also stored here.



[Subscribe](#) [Payments](#) [Open Data](#)

[Sign In](#)

[About](#) ▾

[E-rate](#) ▾

[Rural Health Care](#) ▾

[Lifeline](#) ▾

[High Cost](#) ▾

[Service Providers](#) ▾

[Service Providers Home](#)

[Contributing to the USF](#)

[Who Must Contribute](#)

[Register for a 499 ID](#)

[Manage Your 499 ID](#)

[Forms to File](#)

[When to File](#)

[What to Expect After Filing](#)

[Making Revisions](#)

[Making Payments](#)

[How to Pay](#)

[Contribution Factors](#)

[Invoices](#)

[Late Payments, DCIA, Red Light](#)

[Billing Disputes](#)

[Credit Balance Refunds](#)

[Annual True-Up Process](#)

[Non-USAC Payments](#)

[Request Invoice Copy](#)

[Participating in a USF Program](#)

[Register for a 498 ID](#)

[Manage Your 498 ID](#)

[Disbursement Schedules](#)

[DATA Act](#)

[Resources](#)

[Announcements](#)

[Appeals and Audits](#)

[Forms & Instructions](#)

[Glossary of Terms](#)

[Multi-Factor Authentication](#)

[Learn](#)

[Videos](#)

[Webinars](#)

[Newsletter](#)

[FAQs](#)

[Contact Us](#)


Additional Learning Resources


The USAC website offers several options to learn via our online video library as well.

Click on the words '[Service Providers](#)' on the main webpage.

Videos

These videos are designed to help you understand and manage the form filing process, FCC requirements, and other elements to offer service provider support.

 [Overview](#)
[Accessing E-File](#)
[499 Filer ID Basics](#)
[E-File Navigation](#)

[FCC Form 498](#)
[FCC Form 499-A](#)
 [FCC Form 499-Q](#)

Contacting USAC

Message System within E-File

Customer Specific Contact

The best way to contact your assigned 499 analyst is via E-File Messages.

Located within the E-File portal, a secure message can be sent to ask specific questions about your filer ID, Forms 499, payments, and any other inquiry.

Admin Center

889993

USAC Test Amy
889993

Filer Status: Active

Company Contacts + Associated 498 IDs +

Notify USAC of De Minimis Status ?
Notify USAC if your company will be *de minimis* in the upcoming quarters.

499 Forms **Payments** **Messages (0)**

499 Forms

Adding E-File Users

Add Authorized Users in E-File

Only Company Officers can grant E-File access to additional users.

Click the down arrow next to your user ID in the top right-hand corner of the screen, then select the option, 'Add/Remove 499 Users'.

At the next screen, click the blue button '+Add User Accounts'.

The image shows a two-step process. On the left, a user profile dropdown menu for 'AmyOfficer@test.com' is open, with the 'Add/Remove 499 Users' option highlighted by an orange box. A large orange arrow points from this menu to the right-hand screenshot. The right-hand screenshot is the 'ADD OR REMOVE USER ACCOUNTS' screen. At the top right is a 'Cancel' link. Below the title bar, there are two instructions: 'Add User: To create/add a user to an account, click "Add User Account"' and 'Remove User: To remove a user's access to an account, check the "Remove" check box next to the person's name and click "Save"'. The '+Add User Accounts' button is highlighted with an orange box. Below the instructions is a table with columns for 'Officer(s)', 'Remove', 'Preparer(s)', and 'Remove'. The table contains one row for 'Amy Officer' with email 'AmyOfficer@test.com' and two empty checkboxes. At the bottom of the screen are 'Save' and 'Cancel' buttons.

Officer(s)	Remove	Preparer(s)	Remove
Amy Officer	<input type="checkbox"/>		<input type="checkbox"/>

Add Authorized Users in E-File

The screenshot shows the 'ADD NEW USER ACCOUNT' form on the Universal Service Administrative Co. E-File website. The form includes a header with the company logo and name, a navigation bar with 'E-FILE' and 'ADD NEW USER ACCOUNT', and a light blue instruction box: 'Enter the email address of the user you would like to add and click "Submit"'. Below this is an 'Email Address:' label and an empty text input field. At the bottom of the form are two blue buttons: 'Submit' and 'Cancel'. The footer contains the copyright notice '© 1997-2021, Universal Service Administrative Company, All Rights Reserved.' and links for 'Website & Privacy Policies | Website Feedback'.

- The email address entered also acts as your E-File user ID
- The email address entered is specific to the person and not an email address shared with another person(s) or a generic email address (e.g. Billing @gmail.com)
- The email address listed above is the address to which business communications, including confidential business communications, may be sent.

Add Authorized Users in E-File



E-FILE

"ADD USER ACCOUNT" NON-EXISTING ACCOUNT

Email Address:

AnnOfficer@test.com

i This email address is not associated with an existing E-File user account. To continue granting entitlements to this person, complete the requested information below. Select whether the person's E-File account should have the capabilities of a company officer or preparer; select the Filer ID(s) the person should have access to, and click "Submit."

Name

First

MI

Last

Position Title

Job Title

Phone Number

XXX-XXX-XXXX

Ext.

Click this box to confirm that

- The email address listed above is specific to the person and not an email address shared with another person(s); and
- The email address listed above is the address to which business communications, including confidential business communications, may be sent. The email address will be used to create an E-File user account and/or give the existing E-File user account additional entitlements.
- If granting company officer entitlements to the person listed above, clicking the box also confirms that the person listed above is a company officer of the selected company(ies) and Filer ID(s) identified below. [Click here for more information](#)

- Enter in the contact information of the user you are adding.
- Place a check mark in the box confirming that the user id you are adding meets the USAC terms and conditions.
- Scroll down to assign a role to the new user.

Add Authorized Users in E-File

The screenshot displays a user selection interface. At the top, there are two radio buttons: 'Company Officer' (unselected) and 'Preparer' (selected). The 'Preparer' radio button is highlighted with an orange box. Below this, there are two columns: 'All FilerIDs' and 'Selected FilerIDs'. The 'All FilerIDs' column contains the number '889993'. Between the columns are two arrow buttons (right and left). At the bottom, there are 'Submit' and 'Cancel' buttons.

- Determine the level of access you will grant to the new user.
 - Company officers are the only persons who can certify an FCC Form 499.
 - Company officers can also add/remove users who have authority to access the account.
- Select which Filer IDs the new user will have access to by highlighting the filer ID and clicking the right arrow button to move it to the 'Selected Filer IDs' column.
- Complete the set up by clicking the 'Submit' button

2024 Filing Calendar

When to File the FCC Forms 499

Types of FCC Form 499

FCC Form 499-A

1. Required for EVERYONE
2. The [FCC Form 499-A](#) is the annual form used to report the company's *actual* revenue billed during the prior calendar year.
3. The FCC Form 499-A is due annually on April 1.
4. USAC will notify you of due date.

FCC Form 499-Q

1. Required for all non-*de minimis* filers
2. The [FCC Form 499-Q](#) is used to *project* or *forecast* the company's revenue for the next calendar quarter.
3. The FCC Form 499-Q due dates:
 - February 1
 - May 1
 - August 1
 - November 1
4. USAC will not notify you of due dates.

2024 Filing Deadlines

Due Date	Revenue Reported	Revision Deadline	Contributor Billing
FCC Form 499-Q February 1, 2024	2Q projected 2024 4Q revenue 2023	March 18, 2024	April – June 2024
FCC Form 499-A April 1, 2024	Prior year: 2023 January – December	March 31, 2025	July 2024
FCC Form 499-Q May 1, 2024	3Q projected 2024 1Q revenue 2024	June 17, 2024	July – September 2024
FCC Form 499-Q August 1, 2024	4Q projected 2024 2Q revenue 2024	September 16, 2024	October – December 2024
FCC Form 499-Q November 1, 2024	1Q projected 2025 3Q revenue 2024	December 16, 2024	January – March 2025

* When a form due date falls on a weekend or holiday, the form is due the following business day.

Quarterly Filing Periods

Filing Dates – from the FCC Form 499-Q

One form is used to file all four of the quarterly filings. The relevant time periods are included on the form showing the filer exactly what time periods the form is reporting.

Below is a screen shot from E-File's data entry for the FCC Form 499-Q.

Block 3: Contributor Historical and Projected Revenue Information

113. Indicate which Quarterly filing this represents

Filing due

- November 1, 2024
- February 1, 2025
- May 1, 2025
- August 1, 2025

Historical revenues (lines 115-118) for

- July 1 - September 30, 2024
- October 1 - December 31, 2024
- January 1 - March 31, 2025
- April 1 - June 30, 2025

Projected revenues (lines 119-120) for

- January 1 - March 31, 2025
- April 1 - June 30, 2025
- July 1 - September 30, 2025
- October 1 - December 31, 2025

Find the FCC Forms

Select “Forms & Instructions” from the drop-down mega menu.



[Subscribe](#) [Payments](#) [Open Data](#)

[Sign In](#)

[About](#) ▾

[E-rate](#) ▾

[Rural Health Care](#) ▾

[Lifeline](#) ▾

[Service Providers](#) ▾

[Service Providers Home](#)

[Contributing to the USF](#)

[Who Must Contribute](#)

[Register for a 499 ID](#)

[Manage Your 499 ID](#)

[Forms to File](#)

[When to File](#)

[What to Expect After Filing](#)

[Making Revisions](#)

[Making Payments](#)

[How to Pay](#)

[Contribution Factors](#)

[Invoices](#)

[Late Payments, DCIA, Red Light](#)

[Billing Disputes](#)

[Credit Balance Refunds](#)

[Annual True-Up Process](#)

[Non-USAC Payments](#)

[Request Invoice Copy](#)

[Participating in a USF Program](#)

[Register for a 498 ID](#)

[Manage Your 498 ID](#)

[Disbursement Schedules](#)

[DATA Act](#)

[Resources](#)

[Announcements](#)

[Appeals and Audits](#)

[Forms & Instructions](#)

[Glossary of Terms](#)

[Multi-Factor Authentication](#)

[Learn](#)

[Videos](#)

[Webinars](#)

[Newsletter](#)

[FAQs](#)

[Contact Us](#)

Form 499 & Instructions

All 3 forms relevant to Service Providers can be found on this page.

The paper copy of the instructions as well as the form itself are listed in this section. Actual forms are the last pages of the instructions document.

Click on the name to open up a .pdf document.

[FCC Form 499-Q](#)

- filed 4 times a year.

[FCC Form 499-A](#)

- filed once a year

Universal Service Administrative Co.

Subscribe Payments **Sign In**

About E-rate Rural Health Care Lifeline High Cost **Service Providers**

USAC | Service Providers | Resources | **Forms & Instructions**

Resources

Forms

Forms & Instructions

Prior Year Forms

USAC-Designed Forms and Templates

Upcoming Dates

Announcements

Quick Links

Glossary of Terms

Appeals and Audits

Multi-Factor Authentication

Forms & Instructions

This list of forms pertain to service providers for purposes of contributing to the USF and registering to receive disbursements.

FCC Form 498 FCC Form 498 and Instructions	Who Must File Service providers participating in USF Programs Learn more
FCC Form 499-A FCC Form 499A and Instructions	Who Must File All 499 Filer IDs Learn more
FCC Form 499-Q FCC Form 499-Q and Instructions	Who Must File All contributors to USF Learn more

The links open a .pdf document that contain the instructions to the form, with a copy of the form at the end of the document.

These documents are provided for reference only, as the forms must be completed online through USAC's E-File system

Gross Billed Revenues - Definition

Per the 2024 499-A Instructions (page 21), gross billed revenues include:

- Revenues from all sources, including non-regulated telecommunications offerings, information services, and other non-telecommunications services.
 - Account set-up.
 - Connection.
 - Service restoration.
 - Termination.
- Revenues derived from the activation and provision of interstate, international, and intrastate telecommunications and non-telecommunications services.

Gross billed revenues do NOT include:

- Deposits.
- Taxes.

Please see the 499-A Instructions for the complete definition. Note that revenues are not profits.

Questions?

Quarterly Filing

Who is Required to File the 499-Q

What is it?

- The FCC Form 499-Q (quarterly) is used to determine the amount of money a company must contribute to the universal service fund for a quarter.
- *It is similar in concept to the IRS quarterly estimated tax forms a business must file.*
- While the filer reports both historical and projected revenues on the form, **only the projected revenues are used to determine the contribution amount** billed in the upcoming quarter.

Define “*de minimis*”

Definition of *de minimis*

A filer qualifies for *de minimis* status for a given calendar year when the revenue reported on its corresponding FCC Form 499-A is such that the calculated annual contribution to the federal Universal Service Fund is less than \$10,000.

Annual Revenue Threshold

For calendar year 2024, filers that bill less than **\$41,841** of combined **end user** interstate and international telecommunication revenues will be considered *de minimis* for 2024.

If the company has determined that it will be required to be a direct contributor to the Federal Universal Service Fund, that company must file an FCC Form 499-Q, the quarterly filing.

Who Must File

1. Every non de minimis telecommunications company must file the FCC Form 499-Q. This means your company is a direct contributor to the FUSF and is billed monthly by USAC. If the company does not file, a late filing fee will be applied.
2. *De minimis* filers are not required to file the FCC Form 499-Q, but must notify USAC of their status by selecting the *de minimis* button on their main screen.

USAC Test Amy
8899993

Filer Status: Active

Notify USAC of De Minimis Status [?](#)
Notify USAC if your company will be [de minimis](#) in the upcoming quarters.

de minimis Notification

- If you notified USAC in November of your *de minimis* status by clicking the button, you will be sent an email instructing the company that it is not required to file quarterly forms covering the calendar year 2025. (February, May, August).
- If the company has determined that their *de minimis* status has changed, you should ‘unclick’ the *de minimis* button and file the November FCC Form 499-Q.
- Regardless of a company’s *de minimis* status, there will always be an entry in E-File listing the FCC Form 499-Q.

Filing Online

Accessing the Forms Through E-File


Online Filing – Before You Start

- Google Chrome, Mozilla Firefox, and Microsoft Edge internet browsers are recommended.
 - Apple Safari and mobile access are not recommended.
- Make sure your internet browser's 'pop up blocker' is **OFF**.
 - The system opens a new window to display the data entry screen for the FCC Form 499-Q.
 - If you have clicked '**Start Form**' and you don't see a new, smaller window – you most likely have the pop-ups blocked.
- Please ensure these email addresses from USAC don't go to your SPAM folder!
 - Important USAC communication comes from the following emails:
 - ✓ 'form499@usac.org'
 - ✓ 'CustomerSupport@usac.org'
 - ✓ 'form499@universalservice.org'
- Not sure if you are *de minimis* or not? FILE the form anyway!
 - We would rather have you report your revenues than us having to estimate on your behalf.

Online Filing the FCC Forms 499

Once logged in to E-File, the service provider portal will appear. Only systems in which you have authorization to access will appear. In this example, the user can only access the 498 ID and the 499 Filer ID. Select the paragraph 'Manage FCC Forms 499'.

Dashboard

 In accordance with the Supply Chain orders, new certifications have been added to the following forms: RHC - FCC Form 463 and the Telecom invoice, E-rate - FCC Form 473, and High Cost & Lifeline - FCC Form 481. Service providers are required to submit these annual certifications. For additional information, visit the [USAC Supply Chain](#) page.

Upcoming Dates

No upcoming dates found.

Service Providers

Manage FCC Forms 498 - Provide contact and banking information for entities that receive support from universal service programs, manage authorized users.

Manage FCC Forms 499 - Report revenue on FCC Forms 499, make USF payments, view payment history, download invoice summary and manage users.



Help?

Send us a message
[Click here](#)

Call us
(888) 641-8722

Online Filing the FCC Forms 499

Using the E-File navigation system, navigate to the Filer ID that you wish to work on, if you have more than one 499 Filer ID.


Scroll to the bottom of the screen and summary view of the FCC Form 499s.

The forms are listed in chronological order. In the 'Action' column, your choices for form entry are in blue.




[499 Forms](#) [Payments](#) [Messages \(0\)](#)

499 Forms

Sort By

Summary View 

Displaying 1 to 10 of 21 records

499 Forms	Receipt Date	Status	View	Action
499-Q - November 2024 Filing		Not Started		Start Form
499-Q - August 2024 Filing	07/16/2024	Approved		Revise Certify
499-Q - May 2024 Filing	04/22/2024	Approved		Revise Certify

Online FCC Form Status

There are a number of different statuses that a form can be assigned.


Not Started, Certified, Approved are the most common.

A complete list of the different statuses can be found [here](#).





499 Forms [Payments](#) [Messages \(0\)](#)

499 Forms

Sort By

Summary View 

Displaying 1 to 10 of 22 records [Bulk Certify](#)

499 Forms	Receipt Date	Status	View	Action
499-Q - November 2024 Filing		Not Started		Start Form
499-Q - August 2024 Filing	07/16/2024	Approved		Revise Certify
499-Q - May 2024 Filing	04/22/2024	Approved		Revise Certify
499-A - 2024 Filing - Rev 1	10/15/2024	Certified		Revise Certify

Monthly Billing Statements

How USAC Uses the Revenues on the 499-Q

E-File Enhancement – Online Billing Statements Now Available

USAC is excited to announce an E-File system update that makes more information available to USF contributors.

New billing statements are now available that offer more flexibility and transparency in the billing process.

Highlights of the update include:

- Billing statements show up-to-date transaction activity, balances, and statuses for your company's receivables.
- Service providers can apply payments to specific statements if needed.
- USAC has discontinued sending monthly paper invoices. Information previously found in monthly invoices (such as a company's individual USF contribution calculations) is now available in E-File.

Log in to E-File and go to the Payments tab to access your billing statements.

Learn more about the updates by visiting the “Making Payments” pages or viewing the “E-File Payments Changes” video on the USAC website.

Accessing Billing Statements

On or around the 15th of the month, an online billing statement will be made available to authorized users in E-File.

To access the Billing Statements page, from the 'Payments' section, scroll down to the 'Select Payment View', click in the box, and select 'Billing Statements'.

888888- ABC Telecom

[Company Contacts +](#)[Associated 498 IDs +](#)[499 Forms](#)[Payments](#)[Messages \(0\)](#)

 Your account is past due. Interest is accruing daily. 

Summary

\$17,990.00

Total Payment Due 

[Make a Payment](#)

Details

\$5,000.00

Total Current Charges

\$3,300.00

Total Past Due 

\$9,690.00

Other Amounts 

Need help? Contact the Customer Service Center at CustomerSupport@usac.org or (888) 641-8722.

Select Payment View

See the Billing Statements, USF Contribution Charge Calculation, Invoice History, Payment History, and True-Up Statements for your account.

Billing Statements 

USAC Billing Statements

Prior (Invoices):





Select Payment View

See the payment history, invoices, balance details, or true-up statements for this account.

Invoices ▼

Invoices

Displaying 10 of 23 records 🔍

Invoice #	Statement Month	View
UBDI0000000011	April 2024	
UBDI0000000001	March 2024	
UBDI0000000010	February 2024	
UBDI0000000009	January 2024	

New! (Billing Statements):

Select Payment View

See the Balance Details, Payment History, USF Contribution Charge Calculation, and True-Up Statements for your account.

Billing Statements ▼

Billing Statements

This section shows all open receivables and paid statements in the past 24 months. These amounts incorporate the original principal balance, payments, netting, interest, and penalties. Click on a Statement ID to view a summary of your statement and download a PDF.

Displaying 4 of 4 records 🔍

Statement Date	Statement ID	Description	Status	Outstanding Balance
08/15/2023	UBDI001	2021 499-A Late Filing Fee	Current	\$5,000.00
08/15/2023	UBDI000	2023 USF Contribution Adjustment	Under Appeal	\$9,690.00
08/15/2023	UBDI007	Aug 2023 USF Contribution Charge	Closed	\$0.00
07/15/2023	UBDI004	Jul 2023 USF Contribution Charge	Past Due	\$3,300.00


Show 10 records/page < 1 > of 1 page

USAC Billing Statements

January, February, March 2025
USAC Billing Statements

November 2024 FCC Form 499-Q

114. Check if using safe harbor to allocate interstate/intrastate revenues for each of the following (as applicable):	<input type="checkbox"/> Cellular and Broadband <input type="checkbox"/> Paging <input type="checkbox"/> Analog SMR <input type="checkbox"/> Interconnected VoIP		
Historical billed revenues with no allowance or deductions for uncollectables. See instructions.	Total Revenues in \$ (a)	Interstate Revenues in \$ (b)	International Revenues in \$ (c)
115. Telecommunications provided to other universal service contributors for resale as telecommunications or as interconnected VoIP	\$0.00	\$0.00	\$0.00
116. End-user telecommunications revenues including any pass-through charges for universal service contributions, but excluding international-to-international revenues	\$0.00	\$0.00	\$0.00
117. All other goods and services	\$0.00	Column (b) and (c) not requested for Lines 117 and 118	
118. Gross-billed revenues from all sources [sum of above]	\$0.00		
119. Projected gross-billed end-user interstate and international telecommunications revenues including any pass-through charges for universal service contributions, but excluding international-to-international revenues		\$0.00	\$0.00
120. Projected collected end-user interstate and international telecommunications revenues including any pass-through charges for universal service contributions, but excluding international-to-international revenues		\$0.00	\$0.00



Statement Summary

Company Name: [Redacted] Statement ID: 4066857
 Account ID: [Redacted] Due Date: 10/15/2024
 Program Type: Universal Service Fund Status: Current

Statement Activity

[Download Statement](#)

Displaying 1 of 1 records

Date	Description	Charges/Credits
09/13/2024	Sep 2024 USF Contribution Charge	\$9,454.37

Show 10 records/page

< 1 > of 1 page

Outstanding balance as of 10/15/2024 for 4066857 \$9,454.37

Note: If you have a question or dispute regarding your USAC statement, contact Customer Service at CustomerSupport@usac.org or (888) 641 - 8722.

Close

The revenue projections entered on Line 120 of the 499-Q will be used for determining your contribution amounts billed on the 1st quarter 2025 billing statements.

Questions?

Annual Filing FCC Form 499-A

FCC Form 499-A Purpose

What is it?

A company reports their actual historical revenues on the FCC Form 499-A.

The 2024 FCC Form 499-A reports actual revenues from calendar year 2023.

USAC takes the revenue on the 2024 FCC Form 499-A and compares to the projected revenue from the quarterly FCC Forms 499-Q that were filed in 2023.

Estimated Revenues – Total for Year

- 499-Q November 2022 Filing (1Q 2023)
- 499-Q February 2023 Filing (2Q 2023)
- 499-Q May 2023 Filing (3Q 2023)
- 499-Q August 2023 Filing (4Q 2023)

Compare to

Actual Revenues

- 2024 FCC Form 499-A
January – December 2023

Compare 499-Q revenue to the 499-A revenue

If the company's projected revenues for calendar year 2023, reported on the FCC Form 499-Qs, are **too high**, USAC will calculate your credit.

The company 'contributed' too much over the year.

If the company's projected revenues are **too low**, USAC will calculate a "true-up charge" to make up for the contribution deficit.

The company didn't contribute enough over the year.

These charges/credits will appear on the company's July billing statement.

Certify and Submit

Complete the FCC Form 499





Certify & Submit

Review, Certify & Submit

Once the data entry is complete on the FCC Form 499-A, **USAC does not consider it submitted until a Company Officer electronically signs (certify) and submits the form.**

E-File preparers cannot submit the FCC Form 499-A, only a Company Officer can.

E-File gives the officer two methods for certifying forms.

Account #	Company Name	Form	Status	View	Action
889993	USAC Test Amy	499-Q - November 2020 Filing - Rev 3	Pending Officer Approval		Revise Certify
80	Communications, LLC	499-A - 2022 Filing - Rev 1	Pending Officer Approval		Revise Certify
889994	USAC Test	499-A - 2022 Filing	Pending Officer Approval		Revise Certify
889993	USAC Test Amy	499-A - 2020 Filing - Rev 2	Pending Officer Approval		Revise Certify

MAIN PAGE: 2022 FCC FORM 499-A (REPORTING ACTUAL REVENUES FROM CALENDAR YEAR 2021)

Thank you for choosing to electronically file your FCC Form 499-A. Use this E-File system to update your registration information and to report your actual revenues from calendar year 2021. As you enter your data, be sure that you understand the requirements as indicated in the [2022 FCC Form 499-A Instructions](#).

Update Registration Information
(Pages 1-3 of FCC Form 499-A)

Review and update your registration information, including your company contact names and addresses, carrier type and activities, and jurisdiction. The E-File system has pre-populated this information from your prior FCC Form 499 submissions.

Enter/Update Revenue Information
(Pages 4-8 of FCC Form 499-A)

Enter or update your revenue information for calendar year 2021. If you are submitting a revision, the E-File system has pre-populated revenue information from your last filing.

Submitting the Form

Throughout the data entry process, the E-File system will conduct validations of your data and will advise you of any issues it detects. The "Review and Certify My Filing to USAC" button will be enabled only when any identified issues have been resolved.

Save & Close Form

Review & Certify My Filing to USAC

Third Party Funds

Administrators Receiving 499-A Information

Authorized Access to Annual Form Data

- The administrators of each of the funds below use the revenue reported on the FCC Form 499-A to calculate and assess any necessary contributions.
- These administrators will notify companies of their required contributions to each of these funds. You will be invoiced separately for each of these funds.
- On a monthly basis, USAC provides the administrators with data from the most recent FCC Form 499-A filed.
- This data includes contact information, receipt date information, and reported revenues.
- For more information, refer to the FCC Form 499-A instructions on who is required to contribute to these funds and what revenue line number is provided.

Third Party Funds

- 1. Telecommunications Relay Services (TRS)** enables an individual who is deaf, hard of hearing, deaf-blind, or who has a speech disability to communicate by telephone or other device through the telephone system at no additional cost. Every common carrier interstate telecommunications services and every VoIP provider (including interconnected and non-interconnected) must contribute to the TRS Fund. See 47 C.F.R. Sections 64.601(b), 64.604.
- 2. Local Number Portability (LNP)** enables end users to keep their telephone number when switching from one telecommunications service provider to another. The shared costs of long-term number portability attributable to a regional database shall be recovered from all telecommunications carriers and interconnected VoIP providers servicing a given region. See 47 C.F.R. Section 52.32.
- 3. North American Numbering Plan Administration (NANP)** is a numbering scheme for the public switched telecommunications networks (PSTN) within the United States, Canada, and participating Caribbean countries. All telecommunications carriers and interconnected VoIP providers in the United States shall contribute to meet the costs of establishing numbering administration. See 47 C.F.R. Section 52.17.
- 4.** In addition, the FCC utilizes the revenue data contained in the FCC Form 499-A to bill carriers **Interstate Telecommunications Service Provider (ITSP)** regulatory fees. The ITSP is collected to cover the regulatory costs associated with the FCC's enforcement, policy and rulemaking, user information, and international activities. See 47 U.S.C. Section 159(a).

Third Party Fund Administrators

List of Companies and Contact Information

Fund	Administrator	Customer Service Number
TRS	RolkaLoubé – Public Utility and Telecommunications Consulting	(717) 585-6605
LNPA	Telcordia Technologies dba iconectiv	(844) 560-8050
NANPA	North American Numbering Plan (NANP)	(613) 760-4512
ITSP	Federal Communications Commission (FCC)	(877) 480-3201, Option 6

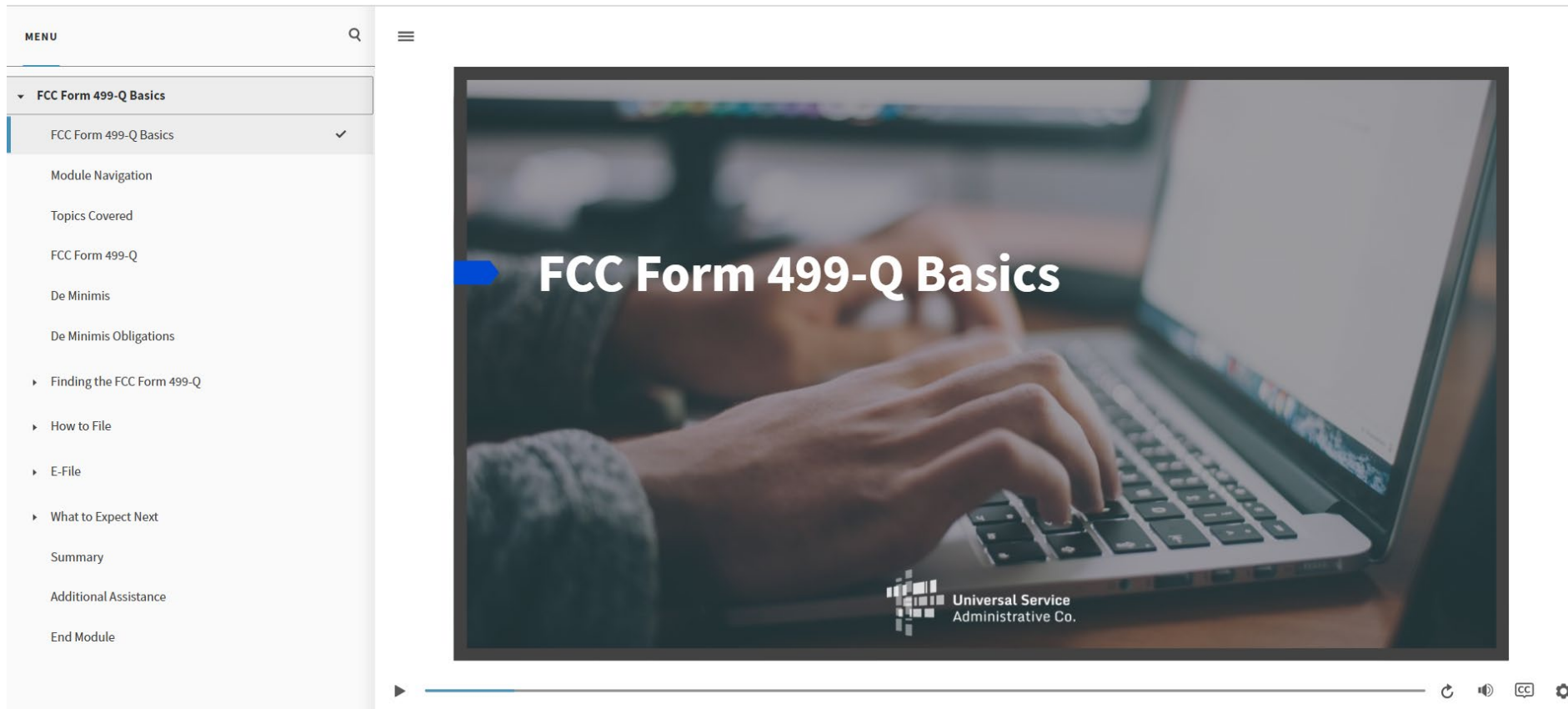
Form Specific Training

Resources On-Line

Training Video for Filing the FCC Form 499-Q

You can find an FCC Form 499-Q training module that explains the form and walks a user through filing the FCC Form 499-Q. It is self-paced and includes a menu so you can skip to specific sections.

This video is found on our 'Videos' page or directly by clicking this [link](#).






The image shows a video player interface. On the left is a navigation menu with a search icon and a hamburger menu icon. The menu is titled 'MENU' and contains the following items: 'FCC Form 499-Q Basics' (expanded), 'FCC Form 499-Q Basics' (checked), 'Module Navigation', 'Topics Covered', 'FCC Form 499-Q', 'De Minimis', 'De Minimis Obligations', 'Finding the FCC Form 499-Q', 'How to File', 'E-File', 'What to Expect Next', 'Summary', 'Additional Assistance', and 'End Module'. The main video area displays a title card with the text 'FCC Form 499-Q Basics' over a background image of hands typing on a laptop. The logo for 'Universal Service Administrative Co.' is visible in the bottom right corner of the video frame. Below the video frame is a progress bar and control icons for play, volume, closed captions, and settings.

Webinars for Filing the FCC Form 499-A

In-depth training for the annual form happens every February. The webinars are recorded and found on the Webinars [webpage](#).

The following are recommended for reviewing how to complete an FCC Form 499-A.

2024 FCC Form 499-A: VoIP Providers and Resellers 2024-499A-Series-VoIP-Providers 	February 14, 2024 55:37 minutes	Watch
2024 FCC Form 499-A: Getting Started 2024-499A-Series-Getting-Started 	February 12, 2024 53:12 minutes	Watch
Office Hours: What's New on the 2024 FCC Form 499-A Feb24 Contributor Office Hours 	February 07, 2024 54:17 minutes	Watch

Questions?

How to Contact USAC

E-File Message Portal

499 Forms Payments **Messages (0)**

Inbox
Archive

Displaying 0 of 0 records

+ Compose

No new messages.

Show 10 records

New Message

Company
USAC Test Amy

Email
 Notify all contacts
example@company.com

Category
--Select A Category--
499-A
499-Q
Billing
Credit Balance Refunds
Deactivation
Payments
Red Light
True-Up
Other

Cancel Send

Send a message to the Service Provider team directly through the new Message Portal in E-File.

Contributors/Service Providers Customer Service Center (CSC)



Call us at (888) 641-8722

Monday – Friday 9 a.m. to 5 p.m. ET



Email: CustomerSupport@usac.org

- Include in your email
 - 498 ID/Service Provider ID Number (SPIN)
 - 499 Filer ID



**Universal Service
Administrative Co.**